

SDOF linear oscillator

Response to Periodic and Non-periodic Loadings

Giacomo Boffi

Dipartimento di Ingegneria Strutturale, Politecnico di Milano

March 27, 2012

Response to Periodic Loading

Fourier Transform

The Discrete Fourier Transform

Response to General Dynamic Loadings

Response to Periodic Loading

Introduction

Fourier Series Representation

Fourier Series of the Response

An example

Fourier Transform

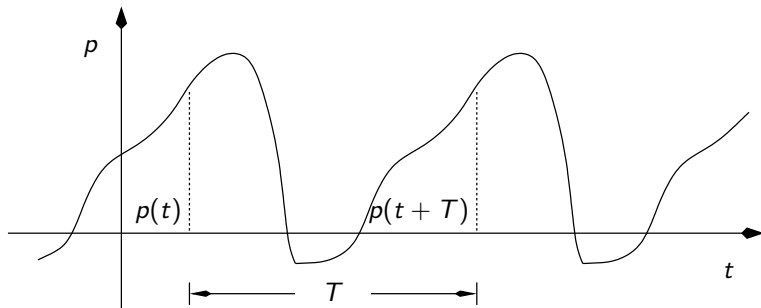
The Discrete Fourier Transform

Response to General Dynamic Loadings

A periodic loading is characterized by the identity

$$p(t) = p(t + T)$$

where T is the *period* of the loading, and $\omega_1 = \frac{2\pi}{T}$ is its *principal frequency*.



Periodic loadings can be expressed as an infinite series of harmonic functions using Fourier theorem, e.g., an antisymmetric loading is

$$p(t) = p(-t) = \sum_{j=1}^{\infty} p_j \sin j\omega_1 t = \sum_{j=1}^{\infty} p_j \sin \omega_j t.$$

The steady-state response of a SDOF system for a harmonic loading $\Delta p_j(t) = p_j \sin \omega_j t$ is known; with $\beta_j = \omega_j / \omega_n$ it is:

$$x_{j,s-s} = \frac{p_j}{k} D(\beta_j, \zeta) \sin(\omega_j t - \theta(\beta_j, \zeta)).$$

In general, it is possible to sum all steady-state responses, the infinite series giving the *SDOF* response to $p(t)$.

Due to the asymptotic behaviour of $D(\beta; \zeta)$ (D goes to zero for large, increasing β) it is apparent that a good approximation to the steady-state response can be obtained using a limited number of low-frequency terms.

Periodic loadings can be expressed as an infinite series of harmonic functions using Fourier theorem, e.g., an antisymmetric loading is

$$p(t) = p(-t) = \sum_{j=1}^{\infty} p_j \sin j\omega_1 t = \sum_{j=1}^{\infty} p_j \sin \omega_j t.$$

The steady-state response of a SDOF system for a harmonic loading $\Delta p_j(t) = p_j \sin \omega_j t$ is known; with $\beta_j = \omega_j / \omega_n$ it is:

$$x_{j,s-s} = \frac{p_j}{k} D(\beta_j, \zeta) \sin(\omega_j t - \theta(\beta_j, \zeta)).$$

In general, it is possible to sum all steady-state responses, the infinite series giving the *SDOF* response to $p(t)$.

Due to the asymptotic behaviour of $D(\beta; \zeta)$ (D goes to zero for large, increasing β) it is apparent that a good approximation to the steady-state response can be obtained using a limited number of low-frequency terms.

Periodic loadings can be expressed as an infinite series of harmonic functions using Fourier theorem, e.g., an antisymmetric loading is

$$p(t) = p(-t) = \sum_{j=1}^{\infty} p_j \sin j\omega_1 t = \sum_{j=1}^{\infty} p_j \sin \omega_j t.$$

The steady-state response of a SDOF system for a harmonic loading $\Delta p_j(t) = p_j \sin \omega_j t$ is known; with $\beta_j = \omega_j / \omega_n$ it is:

$$x_{j,s-s} = \frac{p_j}{k} D(\beta_j, \zeta) \sin(\omega_j t - \theta(\beta_j, \zeta)).$$

In general, it is possible to sum all steady-state responses, the infinite series giving the *SDOF* response to $p(t)$.

Due to the asymptotic behaviour of $D(\beta; \zeta)$ (D goes to zero for large, increasing β) it is apparent that a good approximation to the steady-state response can be obtained using a limited number of low-frequency terms.

Fourier Series

SDOF linear
oscillator

Giacomo Boffi

Using Fourier theorem any *practical* periodic loading can be expressed as a series of harmonic loading terms.

Consider a loading of period T_p , its Fourier series is given by

$$p(t) = a_0 + \sum_{j=1}^{\infty} a_j \cos \omega_j t + \sum_{j=1}^{\infty} b_j \sin \omega_j t, \quad \omega_j = j \omega_1 = j \frac{2\pi}{T_p},$$

where the harmonic amplitude coefficients have expressions:

$$a_0 = \frac{1}{T_p} \int_0^{T_p} p(t) dt, \quad a_j = \frac{2}{T_p} \int_0^{T_p} p(t) \cos \omega_j t dt,$$
$$b_j = \frac{2}{T_p} \int_0^{T_p} p(t) \sin \omega_j t dt,$$

as, by orthogonality,

$$\int_0^{T_p} p(t) \cos \omega_j t dt = \int_0^{T_p} a_j \cos^2 \omega_j t dt = \frac{T_p}{2} a_j, \text{ etc etc.}$$

Response to
Periodic Loading

Introduction

**Fourier Series
Representation**

**Fourier Series of
the Response
An example**

Fourier
Transform

The Discrete
Fourier
Transform

Response to
General Dynamic
Loadings

Using Fourier theorem any *practical* periodic loading can be expressed as a series of harmonic loading terms.

Consider a loading of period T_p , its Fourier series is given by

$$p(t) = a_0 + \sum_{j=1}^{\infty} a_j \cos \omega_j t + \sum_{j=1}^{\infty} b_j \sin \omega_j t, \quad \omega_j = j \omega_1 = j \frac{2\pi}{T_p},$$

where the harmonic amplitude coefficients have expressions:

$$a_0 = \frac{1}{T_p} \int_0^{T_p} p(t) dt, \quad a_j = \frac{2}{T_p} \int_0^{T_p} p(t) \cos \omega_j t dt,$$
$$b_j = \frac{2}{T_p} \int_0^{T_p} p(t) \sin \omega_j t dt,$$

as, by orthogonality,

$$\int_0^{T_p} p(t) \cos \omega_j t dt = \int_0^{T_p} a_j \cos^2 \omega_j t dt = \frac{T_p}{2} a_j, \text{ etc etc.}$$

Using Fourier theorem any *practical* periodic loading can be expressed as a series of harmonic loading terms.

Consider a loading of period T_p , its Fourier series is given by

$$p(t) = a_0 + \sum_{j=1}^{\infty} a_j \cos \omega_j t + \sum_{j=1}^{\infty} b_j \sin \omega_j t, \quad \omega_j = j \omega_1 = j \frac{2\pi}{T_p},$$

where the harmonic amplitude coefficients have expressions:

$$a_0 = \frac{1}{T_p} \int_0^{T_p} p(t) dt, \quad a_j = \frac{2}{T_p} \int_0^{T_p} p(t) \cos \omega_j t dt,$$
$$b_j = \frac{2}{T_p} \int_0^{T_p} p(t) \sin \omega_j t dt,$$

as, by orthogonality,

$$\int_0^{T_p} p(t) \cos \omega_j t dt = \int_0^{T_p} a_j \cos^2 \omega_j t dt = \frac{T_p}{2} a_j, \text{ etc etc.}$$

Fourier Coefficients

SDOF linear oscillator

Giacomo Boffi

If $p(t)$ has not an analytical representation and must be measured experimentally or computed numerically, we may assume that it is possible

- (a) to divide the period in N equal parts $\Delta t = T_p/N$,
- (b) measure or compute $p(t)$ at a discrete set of instants t_1, t_2, \dots, t_N , with $t_m = m\Delta t$,

obtaining a discrete set of values p_m , $m = 1, \dots, N$ (note that $p_0 = p_N$ by periodicity).

Using the trapezoidal rule of integration, with $p_0 = p_N$ we can write, for example, the cosine-wave amplitude coefficients,

$$\begin{aligned} a_j &\approx \frac{2\Delta t}{T_p} \sum_{m=1}^N p_m \cos \omega_j t_m \\ &= \frac{2}{N} \sum_{m=1}^N p_m \cos(j\omega_1 m\Delta t) = \frac{2}{N} \sum_{m=1}^N p_m \cos \frac{jm 2\pi}{N}. \end{aligned}$$

It's worth to note that the discrete function $\cos \frac{jm 2\pi}{N}$ is periodic with period N .

Response to Periodic Loading

Introduction

Fourier Series Representation

Fourier Series of the Response
An example

Fourier Transform

The Discrete Fourier Transform

Response to General Dynamic Loadings

Fourier Coefficients

SDOF linear oscillator

Giacomo Boffi

If $p(t)$ has not an analytical representation and must be measured experimentally or computed numerically, we may assume that it is possible

- (a) to divide the period in N equal parts $\Delta t = T_p/N$,
- (b) measure or compute $p(t)$ at a discrete set of instants t_1, t_2, \dots, t_N , with $t_m = m\Delta t$,

obtaining a discrete set of values p_m , $m = 1, \dots, N$ (note that $p_0 = p_N$ by periodicity).

Using the trapezoidal rule of integration, with $p_0 = p_N$ we can write, for example, the cosine-wave amplitude coefficients,

$$\begin{aligned} a_j &\approx \frac{2\Delta t}{T_p} \sum_{m=1}^N p_m \cos \omega_j t_m \\ &= \frac{2}{N} \sum_{m=1}^N p_m \cos(j\omega_1 m\Delta t) = \frac{2}{N} \sum_{m=1}^N p_m \cos \frac{jm2\pi}{N}. \end{aligned}$$

It's worth to note that the discrete function $\cos \frac{jm2\pi}{N}$ is periodic with period N .

Response to Periodic Loading

Introduction

Fourier Series Representation

Fourier Series of the Response
An example

Fourier Transform

The Discrete Fourier Transform

Response to General Dynamic Loadings

Fourier Coefficients

SDOF linear oscillator

Giacomo Boffi

If $p(t)$ has not an analytical representation and must be measured experimentally or computed numerically, we may assume that it is possible

- (a) to divide the period in N equal parts $\Delta t = T_p/N$,
- (b) measure or compute $p(t)$ at a discrete set of instants t_1, t_2, \dots, t_N , with $t_m = m\Delta t$,

obtaining a discrete set of values p_m , $m = 1, \dots, N$ (note that $p_0 = p_N$ by periodicity).

Using the trapezoidal rule of integration, with $p_0 = p_N$ we can write, for example, the cosine-wave amplitude coefficients,

$$\begin{aligned} a_j &\approx \frac{2\Delta t}{T_p} \sum_{m=1}^N p_m \cos \omega_j t_m \\ &= \frac{2}{N} \sum_{m=1}^N p_m \cos(j\omega_1 m\Delta t) = \frac{2}{N} \sum_{m=1}^N p_m \cos \frac{jm2\pi}{N}. \end{aligned}$$

It's worth to note that the discrete function $\cos \frac{jm2\pi}{N}$ is periodic with period N .

Response to Periodic Loading

Introduction

Fourier Series Representation

Fourier Series of the Response
An example

Fourier Transform

The Discrete Fourier Transform

Response to General Dynamic Loadings

Exponential Form

SDOF linear oscillator

Giacomo Boffi

The Fourier series can be written in terms of the exponentials of imaginary argument,

$$p(t) = \sum_{j=-\infty}^{\infty} P_j \exp i\omega_j t$$

where the complex amplitude coefficients are given by

$$P_j = \frac{1}{T_p} \int_0^{T_p} p(t) \exp i\omega_j t \, dt, \quad j = -\infty, \dots, +\infty.$$

For a sampled p_m we can write, using the trapezoidal integration rule and substituting $t_m = m\Delta t = m T_p/N$, $\omega_j = j 2\pi/T_p$:

$$P_j \approx \frac{1}{N} \sum_{m=1}^N p_m \exp\left(-i \frac{2\pi j m}{N}\right),$$

Response to Periodic Loading

Introduction

Fourier Series Representation

Fourier Series of the Response
An example

Fourier Transform

The Discrete Fourier Transform

Response to General Dynamic Loadings

Exponential Form

SDOF linear oscillator

Giacomo Boffi

The Fourier series can be written in terms of the exponentials of imaginary argument,

$$p(t) = \sum_{j=-\infty}^{\infty} P_j \exp i\omega_j t$$

where the complex amplitude coefficients are given by

$$P_j = \frac{1}{T_p} \int_0^{T_p} p(t) \exp i\omega_j t \, dt, \quad j = -\infty, \dots, +\infty.$$

For a sampled p_m we can write, using the trapezoidal integration rule and substituting $t_m = m\Delta t = m T_p/N$, $\omega_j = j 2\pi/T_p$:

$$P_j \approx \frac{1}{N} \sum_{m=1}^N p_m \exp\left(-i \frac{2\pi j m}{N}\right),$$

Response to Periodic Loading

Introduction

Fourier Series Representation

Fourier Series of the Response
An example

Fourier Transform

The Discrete Fourier Transform

Response to General Dynamic Loadings

Undamped Response

We have seen that the steady-state response to the j th sine-wave harmonic can be written as

$$x_j = \frac{b_j}{k} \left[\frac{1}{1 - \beta_j^2} \right] \sin \omega_j t, \quad \beta_j = \omega_j / \omega_n,$$

analogously, for the j th cosine-wave harmonic,

$$x_j = \frac{a_j}{k} \left[\frac{1}{1 - \beta_j^2} \right] \cos \omega_j t.$$

Finally, we write

$$x(t) = \frac{1}{k} \left\{ a_0 + \sum_{j=1}^{\infty} \left[\frac{1}{1 - \beta_j^2} \right] (a_j \cos \omega_j t + b_j \sin \omega_j t) \right\}.$$

Undamped Response

We have seen that the steady-state response to the j th sine-wave harmonic can be written as

$$x_j = \frac{b_j}{k} \left[\frac{1}{1 - \beta_j^2} \right] \sin \omega_j t, \quad \beta_j = \omega_j / \omega_n,$$

analogously, for the j th cosine-wave harmonic,

$$x_j = \frac{a_j}{k} \left[\frac{1}{1 - \beta_j^2} \right] \cos \omega_j t.$$

Finally, we write

$$x(t) = \frac{1}{k} \left\{ a_0 + \sum_{j=1}^{\infty} \left[\frac{1}{1 - \beta_j^2} \right] (a_j \cos \omega_j t + b_j \sin \omega_j t) \right\}.$$

Damped Response

In the case of a damped oscillator, we must substitute the steady state response for both the j th sine- and cosine-wave harmonic,

$$x(t) = \frac{a_0}{k} + \frac{1}{k} \sum_{j=1}^{\infty} \frac{+(1 - \beta_j^2) a_j - 2\zeta\beta_j b_j}{(1 - \beta_j^2)^2 + (2\zeta\beta_j)^2} \cos \omega_j t + \\ + \frac{1}{k} \sum_{j=1}^{\infty} \frac{+2\zeta\beta_j a_j + (1 - \beta_j^2) b_j}{(1 - \beta_j^2)^2 + (2\zeta\beta_j)^2} \sin \omega_j t.$$

As usual, the exponential notation is neater,

$$x(t) = \sum_{j=-\infty}^{\infty} \frac{P_j}{k} \frac{\exp i\omega_j t}{(1 - \beta_j^2) + i(2\zeta\beta_j)}.$$

Damped Response

In the case of a damped oscillator, we must substitute the steady state response for both the j th sine- and cosine-wave harmonic,

$$x(t) = \frac{a_0}{k} + \frac{1}{k} \sum_{j=1}^{\infty} \frac{+(1 - \beta_j^2) a_j - 2\zeta\beta_j b_j}{(1 - \beta_j^2)^2 + (2\zeta\beta_j)^2} \cos \omega_j t + \\ + \frac{1}{k} \sum_{j=1}^{\infty} \frac{+2\zeta\beta_j a_j + (1 - \beta_j^2) b_j}{(1 - \beta_j^2)^2 + (2\zeta\beta_j)^2} \sin \omega_j t.$$

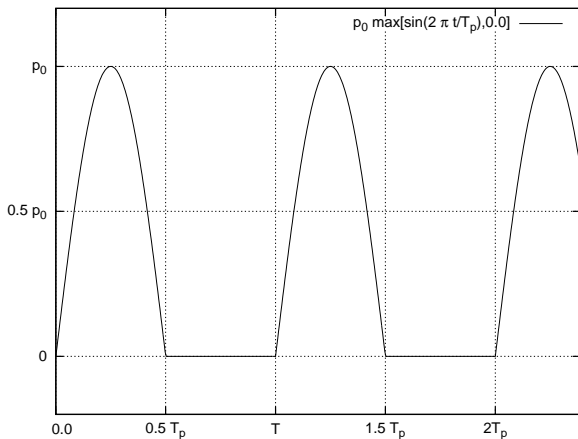
As usual, the exponential notation is neater,

$$x(t) = \sum_{j=-\infty}^{\infty} \frac{P_j}{k} \frac{\exp i\omega_j t}{(1 - \beta_j^2) + i(2\zeta\beta_j)}.$$

Example

As an example, consider the loading

$$p(t) = \max\left\{p_0 \sin \frac{2\pi t}{T_p}, 0\right\}$$



Response to
Periodic Loading

Introduction
Fourier Series
Representation
Fourier Series of
the Response
An example

Fourier
Transform

The Discrete
Fourier
Transform

Response to
General Dynamic
Loadings

Example

As an example, consider the loading

$$p(t) = \max\left\{p_0 \sin \frac{2\pi t}{T_p}, 0\right\}$$

$$a_0 = \frac{1}{T_p} \int_0^{T_p/2} p_0 \sin \frac{2\pi t}{T_p} dt = \frac{p_0}{\pi},$$

$$a_j = \frac{2}{T_p} \int_0^{T_p/2} p_0 \sin \frac{2\pi t}{T_p} \cos \frac{2\pi jt}{T_p} dt = \begin{cases} 0 & \text{for } j \text{ odd} \\ \frac{p_0}{\pi} \left[\frac{2}{1-j^2} \right] & \text{for } j \text{ even} \end{cases}$$

$$b_j = \frac{2}{T_p} \int_0^{T_p/2} p_0 \sin \frac{2\pi t}{T_p} \sin \frac{2\pi jt}{T_p} dt = \begin{cases} \frac{p_0}{2} & \text{for } j = 1 \\ 0 & \text{for } n > 1. \end{cases}$$

Example cont.

Assuming $\beta_1 = 3/4$, from

$p = \frac{p_0}{\pi} \left(1 + \frac{\pi}{2} \sin \omega_1 t - \frac{2}{3} \cos 2\omega_1 t - \frac{2}{15} \cos 4\omega_2 t - \dots \right)$ with the dynamic amplification factors

$$D_1 = \frac{1}{1 - (1\frac{3}{4})^2} = \frac{16}{7},$$

$$D_2 = \frac{1}{1 - (2\frac{3}{4})^2} = -\frac{4}{5},$$

$$D_4 = \frac{1}{1 - (4\frac{3}{4})^2} = -\frac{1}{8}, \quad D_6 = \dots$$

etc, we have

$$x(t) = \frac{p_0}{k\pi} \left(1 + \frac{8\pi}{7} \sin \omega_1 t + \frac{8}{15} \cos 2\omega_1 t + \frac{1}{60} \cos 4\omega_1 t + \dots \right)$$

Take note, these solutions are particular solutions! If your solution has to respect given initial conditions, you must consider also the homogeneous solution.

Example cont.

Assuming $\beta_1 = 3/4$, from

$p = \frac{p_0}{\pi} \left(1 + \frac{\pi}{2} \sin \omega_1 t - \frac{2}{3} \cos 2\omega_1 t - \frac{2}{15} \cos 4\omega_1 t - \dots \right)$ with the dynamic amplification factors

$$D_1 = \frac{1}{1 - (1\frac{3}{4})^2} = \frac{16}{7},$$

$$D_2 = \frac{1}{1 - (2\frac{3}{4})^2} = -\frac{4}{5},$$

$$D_4 = \frac{1}{1 - (4\frac{3}{4})^2} = -\frac{1}{8}, \quad D_6 = \dots$$

etc, we have

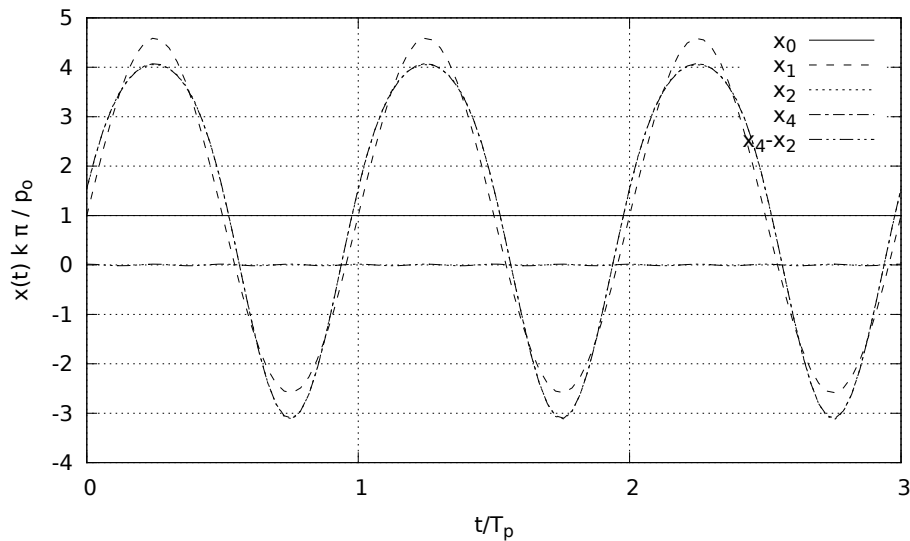
$$x(t) = \frac{p_0}{k\pi} \left(1 + \frac{8\pi}{7} \sin \omega_1 t + \frac{8}{15} \cos 2\omega_1 t + \frac{1}{60} \cos 4\omega_1 t + \dots \right)$$

Take note, these solutions are particular solutions! If your solution has to respect given initial conditions, you must consider also the homogeneous solution.

Example cont.

SDOF linear oscillator

Giacomo Boffi



Outline of Fourier transform

SDOF linear
oscillator

Giacomo Boffi

Response to
Periodic Loading

Response to Periodic Loading

Fourier
Transform

Fourier Transform

Extension of Fourier Series to non periodic functions

Response in the Frequency Domain

**Extension of
Fourier Series to
non periodic
functions**

**Response in the
Frequency
Domain**

The Discrete
Fourier
Transform

The Discrete Fourier Transform

Response to
General Dynamic
Loadings

Response to General Dynamic Loadings

Non periodic loadings

It is possible to extend the Fourier analysis to non periodic loading. Let's start from the Fourier series representation of the load $p(t)$,

$$p(t) = \sum_{-\infty}^{+\infty} P_r \exp(i\omega_r t), \quad \omega_r = r\Delta\omega, \quad \Delta\omega = \frac{2\pi}{T_p},$$

introducing $P(i\omega_r) = P_r T_p$ and substituting,

$$p(t) = \frac{1}{T_p} \sum_{-\infty}^{+\infty} P(i\omega_r) \exp(i\omega_r t) = \frac{\Delta\omega}{2\pi} \sum_{-\infty}^{+\infty} P(i\omega_r) \exp(i\omega_r t).$$

Due to periodicity, we can modify the extremes of integration in the expression for the complex amplitudes,

$$P(i\omega_r) = \int_{-T_p/2}^{+T_p/2} p(t) \exp(-i\omega_r t) dt.$$

Non periodic loadings

It is possible to extend the Fourier analysis to non periodic loading. Let's start from the Fourier series representation of the load $p(t)$,

$$p(t) = \sum_{-\infty}^{+\infty} P_r \exp(i\omega_r t), \quad \omega_r = r\Delta\omega, \quad \Delta\omega = \frac{2\pi}{T_p},$$

introducing $P(i\omega_r) = P_r T_p$ and substituting,

$$p(t) = \frac{1}{T_p} \sum_{-\infty}^{+\infty} P(i\omega_r) \exp(i\omega_r t) = \frac{\Delta\omega}{2\pi} \sum_{-\infty}^{+\infty} P(i\omega_r) \exp(i\omega_r t).$$

Due to periodicity, we can modify the extremes of integration in the expression for the complex amplitudes,

$$P(i\omega_r) = \int_{-T_p/2}^{+T_p/2} p(t) \exp(-i\omega_r t) dt.$$

Non periodic loadings

It is possible to extend the Fourier analysis to non periodic loading. Let's start from the Fourier series representation of the load $p(t)$,

$$p(t) = \sum_{-\infty}^{+\infty} P_r \exp(i\omega_r t), \quad \omega_r = r\Delta\omega, \quad \Delta\omega = \frac{2\pi}{T_p},$$

introducing $P(i\omega_r) = P_r T_p$ and substituting,

$$p(t) = \frac{1}{T_p} \sum_{-\infty}^{+\infty} P(i\omega_r) \exp(i\omega_r t) = \frac{\Delta\omega}{2\pi} \sum_{-\infty}^{+\infty} P(i\omega_r) \exp(i\omega_r t).$$

Due to periodicity, we can modify the extremes of integration in the expression for the complex amplitudes,

$$P(i\omega_r) = \int_{-T_p/2}^{+T_p/2} p(t) \exp(-i\omega_r t) dt.$$

Non periodic loadings (2)

If the loading period is extended to infinity to represent the non-periodicity of the loading ($T_p \rightarrow \infty$) then (a) the frequency increment becomes infinitesimal ($\Delta\omega = \frac{2\pi}{T_p} \rightarrow d\omega$) and (b) the discrete frequency ω_r becomes a continuous variable, ω .

In the limit, for $T_p \rightarrow \infty$ we can then write

$$p(t) = \frac{1}{2\pi} \int_{-\infty}^{+\infty} P(i\omega) \exp(i\omega t) d\omega$$

$$P(i\omega) = \int_{-\infty}^{+\infty} p(t) \exp(-i\omega t) dt,$$

which are known as the inverse and the direct Fourier Transforms, respectively, and are collectively known as the Fourier transform pair.

In analogy to what we have seen for periodic loads, the response of a damped SDOF system can be written in terms of $H(i\omega)$, the complex frequency response function,

$$x(t) = \frac{1}{2\pi} \int_{-\infty}^{+\infty} H(i\omega) P(i\omega) \exp i\omega t dt, \quad \text{where}$$

$$H(i\omega) = \frac{1}{k} \left[\frac{1}{(1 - \beta^2) + i(2\zeta\beta)} \right] = \frac{1}{k} \left[\frac{(1 - \beta^2) - i(2\zeta\beta)}{(1 - \beta^2)^2 + (2\zeta\beta)^2} \right], \quad \beta = \frac{\omega}{\omega_n}$$

To obtain the response *through frequency domain*, you should evaluate the above integral, but analytical integration is not always possible, and when it is possible, it is usually very difficult, implying contour integration in the complex plane (for an example, see Example **E6-3** in Clough Penzien).

Outline of the Discrete Fourier Transform

SDOF linear
oscillator

Giacomo Boffi

Response to
Periodic Loading

Fourier
Transform

The Discrete
Fourier
Transform

**The Discrete
Fourier Transform
Aliasing
The Fast Fourier
Transform**

Response to
General Dynamic
Loadings

Response to Periodic Loading

Fourier Transform

The Discrete Fourier Transform

The Discrete Fourier Transform

Aliasing

The Fast Fourier Transform

Response to General Dynamic Loadings

To overcome the analytical difficulties associated with the inverse Fourier transform, one can use appropriate numerical methods, leading to good approximations.

Consider a loading of finite period T_p , divided into N equal intervals $\Delta t = T_p/N$, and the set of values $p_s = p(t_s) = p(s\Delta t)$. We can approximate the complex amplitude coefficients with a sum,

$$P_r = \frac{1}{T_p} \int_0^{T_p} p(t) \exp(-i\omega_r t) dt, \quad \text{that, by trapezoidal rule, is}$$
$$\approx \frac{1}{N\Delta t} \left(\Delta t \sum_{s=0}^{N-1} p_s \exp(-i\omega_r t_s) \right) = \frac{1}{N} \sum_{s=0}^{N-1} p_s \exp(-i\frac{2\pi r s}{N}).$$

Discrete Fourier Transform (2)

In the last two passages we have used the relations

$$p_N = p_0, \quad \exp(i\omega_r t_N) = \exp(ir\Delta\omega T_p) = \exp(ir2\pi) = \exp(i0)$$

$$\omega_r t_s = r\Delta\omega s\Delta t = rs \frac{2\pi}{T_p} \frac{T_p}{N} = \frac{2\pi rs}{N}.$$

Take note that the discrete function $\exp(-i\frac{2\pi rs}{N})$, defined for integer r, s is periodic with period N , implying that the complex amplitude coefficients are themselves periodic with period N .

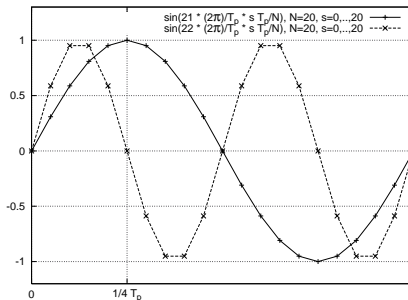
$$P_{r+N} = P_r$$

Starting in the time domain with N distinct complex numbers, p_s , we have found that in the frequency domain our load is described by N distinct complex numbers, P_r , so that we can say that our function is described by the same amount of information in both domains.

Aliasing

Only $N/2$ distinct frequencies ($\sum_0^{N-1} = \sum_{-N/2}^{+N/2}$) contribute to the load representation, what if the *frequency content* of the loading has contributions from frequencies higher than $\omega_{N/2}$? What happens is *aliasing*, i.e., the upper frequencies contributions are mapped to contributions of lesser frequency.

See the plot above: the contributions from the high frequency sines, *when sampled*, are indistinguishable from the contributions from lower frequency components, i.e., are *aliased* to lower frequencies!



- ▶ The maximum frequency that can be described in the DFT is called the Nyquist frequency, $\omega_{Ny} = \frac{1}{2} \frac{2\pi}{\Delta t}$.
- ▶ It is usual in signal analysis to remove the signal's higher frequency components preprocessing the signal with a *filter* or a *digital filter*.
- ▶ It is worth noting that the *resolution* of the DFT in the frequency domain for a given sampling rate is proportional to the number of samples, i.e., to the duration of the sample.

The Fast Fourier Transform

The operation count in a DFT is in the order of N^2 . A Fast Fourier Transform is an algorithm that reduces the operation count. The first and simpler FFT algorithm is the *Decimation in Time* algorithm by Tukey and Cooley (1965).

Assume N is even, and divide the DFT summation to consider even and odd indices s

$$\begin{aligned} X_r &= \sum_{s=0}^{N-1} x_s e^{-\frac{2\pi i}{N} sr}, \quad r = 0, \dots, N-1 \\ &= \sum_{q=0}^{N/2-1} x_{2q} e^{-\frac{2\pi i}{N} (2q)r} + \sum_{q=0}^{N/2-1} x_{2q+1} e^{-\frac{2\pi i}{N} (2q+1)r} \end{aligned}$$

collecting $e^{-\frac{2\pi i}{N} r}$ in the second term and letting $\frac{2q}{N} = \frac{q}{N/2}$

$$= \sum_{q=0}^{N/2-1} x_{2q} e^{-\frac{2\pi i}{N/2} qr} + e^{-\frac{2\pi i}{N} r} \sum_{q=0}^{N/2-1} x_{2q+1} e^{-\frac{2\pi i}{N/2} qr}$$

We have two DFT's of length $N/2$, the operations count is hence $2(N/2)^2 = N^2/2$, but we have to combine these two halves in the full DFT.

The Fast Fourier Transform

Say that

$$X_r = E_r + e^{-\frac{2\pi i}{N}r} O_r$$

where E_r and O_r are the even and odd half-DFT's, of which we computed only coefficients from 0 to $N/2 - 1$.

To get the full sequence we have to note that

1. the E and O DFT's are periodic with period $N/2$, and
2. $\exp(-2\pi i(r+N/2)/N) = e^{-\pi i} \exp(-2\pi ir/N) = -\exp(-2\pi ir/N)$,

so that we can write

$$X_r = \begin{cases} E_r + \exp(-2\pi ir/N) O_r & \text{if } r < N/2, \\ E_{r-N/2} - \exp(-2\pi ir/N) O_{r-N/2} & \text{if } r \geq N/2. \end{cases}$$

The algorithm that was outlined can be applied to the computation of each of the half-DFT's when $N/2$ were even, so that the operation count goes to $N^2/4$. If $N/4$ were even ...

Pseudocode for CT algorithm

```
def fft2(X, N):  
    if N = 1 then  
        Y = X  
    else  
        Y0 = fft2(X0, N/2)  
        Y1 = fft2(X1, N/2)  
        for k = 0 to N/2-1  
            Y_k          = Y0_k + exp(2 pi i k/N) Y1_k  
            Y_(k+N/2) = Y0_k - exp(2 pi i k/N) Y1_k  
        endfor  
    endif  
return Y
```

SDOF linear
oscillator

Giacomo Boffi

Response to
Periodic Loading

Fourier
Transform

The Discrete
Fourier
Transform

**The Discrete
Fourier Transform
Aliasing**

**The Fast Fourier
Transform**

Response to
General Dynamic
Loadings

```
from cmath import exp, pi
```

```
def d_fft(x, n):
```

```
    """Direct fft of x, a list of n=2**m complex values"""
```

```
    return _fft(x, n, [exp(-2*pi*1j*k/n) for k in range(n/2)])
```

```
def i_fft(x, n):
```

```
    """Inverse fft of x, a list of n=2**m complex values"""
```

```
    transform = _fft(x, n, [exp(+2*pi*1j*k/n) for k in range(n/2)])
```

```
    return [x/n for x in transform]
```

```
def _fft(x, n, twiddle):
```

```
    """Decimation in Time FFT, to be called by d_fft and i_fft.
```

```
    x is the signal to transform, a list of complex values
```

```
    n is its length, results are undefined if n is not a power of 2
```

```
    tw is a list of twiddle factors, precomputed by the caller
```

```
    returns a list of complex values, to be normalized in case of an  
    inverse transform"""
```

```
    if n == 1: return x # bottom reached, DFT of a length 1 vec x is
```

```
    # call fft with the even and the odd coefficients in x
```

```
    # the results are the so called even and odd DFT's
```

```
    y_0 = _fft(x[0::2], n/2, tw[::2])
```

```
    y_1 = _fft(x[1::2], n/2, tw[::2])
```

```
    # assemble the partial results "in_place":
```

```
    # 1st half of full DFT is put in even DFT, 2nd half in odd DFT
```

```
    for k in range(n/2):
```

```
        y_0[k], y_1[k] = y_0[k]+tw[k]*y_1[k], y_0[k]-tw[k]*y_1[k]
```

```
    # concatenate the two halves of the DFT and return to caller
```

```
    return y_0+y_1
```

SDOF linear
oscillator

Giacomo Boffi

Response to
Periodic Loading

Fourier
Transform

The Discrete
Fourier
Transform

The Discrete
Fourier Transform
Aliasing

The Fast Fourier
Transform

Response to
General Dynamic
Loadings

```

def main():
    """Run some test cases"""
    from cmath import cos, sin, pi

    def testit(title, seq):
        """utility to format and print a vector and the ifft of its fft"""
        l_seq = len(seq)
        print "-"*5, title, "-"*5
        print "\n".join([
            "%10.6f␣::␣%10.6f,␣%10.6fj" % (a.real, t.real, t.imag)
            for (a, t) in zip(seq, i_ffft(d_ffft(seq, l_seq), l_seq))
        ])

    length = 32

    testit("Square␣wave", [+1.0+0.0j]*(length/2) + [-1.0+0.0j]*(length/2))
    testit("Sine␣wave", [sin((2*pi*k)/length) for k in range(length)])
    testit("Cosine␣wave", [cos((2*pi*k)/length) for k in range(length)])

if __name__ == "__main__":
    main()

```

Response to
Periodic LoadingFourier
TransformThe Discrete
Fourier
TransformThe Discrete
Fourier Transform
AliasingThe Fast Fourier
TransformResponse to
General Dynamic
Loadings

Dynamic Response (1)

SDOF linear oscillator

Giacomo Boffi

Response to Periodic Loading

Fourier Transform

The Discrete Fourier Transform

The Discrete Fourier Transform Aliasing

The Fast Fourier Transform

Response to General Dynamic Loadings

To evaluate the dynamic response of a linear SDOF system in the frequency domain, use the inverse DFT,

$$x_s = \sum_{r=0}^{N-1} V_r \exp(i \frac{2\pi rs}{N}), \quad s = 0, 1, \dots, N-1$$

where $V_r = H_r P_r$. P_r are the discrete complex amplitude coefficients computed using the direct DFT, and H_r is the discretization of the complex frequency response function, that for viscous damping is

$$H_r = \frac{1}{k} \left[\frac{1}{(1 - \beta_r^2) + i(2\zeta\beta_r)} \right] = \frac{1}{k} \left[\frac{(1 - \beta_r^2) - i(2\zeta\beta_r)}{(1 - \beta_r^2)^2 + (2\zeta\beta_r)^2} \right], \quad \beta_r = \frac{\omega_r}{\omega_n}$$

while for hysteretic damping is

$$H_r = \frac{1}{k} \left[\frac{1}{(1 - \beta_r^2) + i(2\zeta)} \right] = \frac{1}{k} \left[\frac{(1 - \beta_r^2) - i(2\zeta)}{(1 - \beta_r^2)^2 + (2\zeta)^2} \right]$$

Some words of caution

If you're going to approach the application of the complex frequency response function without proper concern, you're likely to be hurt.

Let's say $\Delta\omega = 1.0$, $N = 32$, $\omega_n = 3.5$ and $r = 30$, what do you think it is the value of β_{30} ? If you are thinking $\beta_{30} = 30 \Delta\omega/\omega_n = 30/3.5 \approx 8.57$ you're wrong!

Due to aliasing, $\omega_r = \begin{cases} r\Delta\omega & r \leq N/2 \\ (r - N)\Delta\omega & r > N/2 \end{cases}$

note that in the upper part of the DFT the coefficients correspond to negative frequencies and, staying within our example, it is $\beta_{30} = (30 - 32) \times 1/3.5 \approx -0.571$.

If N is even, $P_{N/2}$ is the coefficient corresponding to the Nyquist frequency, if N is odd $P_{\frac{N-1}{2}}$ corresponds to the largest positive frequency, while $P_{\frac{N+1}{2}}$ corresponds to the largest negative frequency.

Some words of caution

If you're going to approach the application of the complex frequency response function without proper concern, you're likely to be hurt.

Let's say $\Delta\omega = 1.0$, $N = 32$, $\omega_n = 3.5$ and $r = 30$, what do you think it is the value of β_{30} ? If you are thinking $\beta_{30} = 30 \Delta\omega/\omega_n = 30/3.5 \approx 8.57$ you're wrong!

Due to aliasing, $\omega_r = \begin{cases} r\Delta\omega & r \leq N/2 \\ (r - N)\Delta\omega & r > N/2 \end{cases}$

note that in the upper part of the DFT the coefficients correspond to negative frequencies and, staying within our example, it is $\beta_{30} = (30 - 32) \times 1/3.5 \approx -0.571$.

If N is even, $P_{N/2}$ is the coefficient corresponding to the Nyquist frequency, if N is odd $P_{\frac{N-1}{2}}$ corresponds to the largest positive frequency, while $P_{\frac{N+1}{2}}$ corresponds to the largest negative frequency.

Some words of caution

If you're going to approach the application of the complex frequency response function without proper concern, you're likely to be hurt.

Let's say $\Delta\omega = 1.0$, $N = 32$, $\omega_n = 3.5$ and $r = 30$, what do you think it is the value of β_{30} ? If you are thinking $\beta_{30} = 30 \Delta\omega/\omega_n = 30/3.5 \approx 8.57$ you're wrong!

Due to aliasing, $\omega_r = \begin{cases} r\Delta\omega & r \leq N/2 \\ (r - N)\Delta\omega & r > N/2 \end{cases}$

note that in the upper part of the DFT the coefficients correspond to negative frequencies and, staying within our example, it is $\beta_{30} = (30 - 32) \times 1/3.5 \approx -0.571$.

If N is even, $P_{N/2}$ is the coefficient corresponding to the Nyquist frequency, if N is odd $P_{\frac{N-1}{2}}$ corresponds to the largest positive frequency, while $P_{\frac{N+1}{2}}$ corresponds to the largest negative frequency.

Some words of caution

If you're going to approach the application of the complex frequency response function without proper concern, you're likely to be hurt.

Let's say $\Delta\omega = 1.0$, $N = 32$, $\omega_n = 3.5$ and $r = 30$, what do you think it is the value of β_{30} ? If you are thinking $\beta_{30} = 30 \Delta\omega/\omega_n = 30/3.5 \approx 8.57$ you're wrong!

Due to aliasing, $\omega_r = \begin{cases} r\Delta\omega & r \leq N/2 \\ (r - N)\Delta\omega & r > N/2 \end{cases}$

note that in the upper part of the DFT the coefficients correspond to negative frequencies and, staying within our example, it is $\beta_{30} = (30 - 32) \times 1/3.5 \approx -0.571$.

If N is even, $P_{N/2}$ is the coefficient corresponding to the Nyquist frequency, if N is odd $P_{\frac{N-1}{2}}$ corresponds to the largest positive frequency, while $P_{\frac{N+1}{2}}$ corresponds to the largest negative frequency.

Response to General Dynamic Loading

SDOF linear oscillator

Giacomo Boffi

Response to Periodic Loading

Fourier Transform

The Discrete Fourier Transform

Response to General Dynamic Loadings

Response to infinitesimal impulse

Numerical integration of Duhamel integral

Undamped SDOF systems

Damped SDOF systems

Relationship between time and frequency domain

Response to Periodic Loading

Fourier Transform

The Discrete Fourier Transform

Response to General Dynamic Loadings

Response to infinitesimal impulse

Numerical integration of Duhamel integral

Undamped SDOF systems

Damped SDOF systems

Relationship between time and frequency domain

Response to a short duration load

SDOF linear oscillator

Giacomo Boffi

An approximate procedure to evaluate the maximum displacement for a short impulse loading is based on the impulse-momentum relationship,

$$m\Delta\dot{x} = \int_0^{t_0} [p(t) - kx(t)] dt.$$

When one notes that, for small t_0 , the displacement is of the order of t_0^2 while the velocity is in the order of t_0 , it is apparent that the kx term may be dropped from the above expression, i.e.,

$$m\Delta\dot{x} \approx \int_0^{t_0} p(t) dt.$$

Response to Periodic Loading

Fourier Transform

The Discrete Fourier Transform

Response to General Dynamic Loadings

Response to infinitesimal impulse

Numerical integration of Duhamel integral

Undamped SDOF systems
Damped SDOF systems

Relationship between time and frequency domain

Response to a short duration load

SDOF linear oscillator

Giacomo Boffi

Response to Periodic Loading

Fourier Transform

The Discrete Fourier Transform

Response to General Dynamic Loadings

Response to infinitesimal impulse

Numerical integration of Duhamel integral

Undamped SDOF systems
Damped SDOF systems

Relationship between time and frequency domain

Using the previous approximation, the velocity at time t_0 is

$$\dot{x}(t_0) = \frac{1}{m} \int_0^{t_0} p(t) dt,$$

and considering again a negligibly small displacement at the end of the loading, $x(t_0) \cong 0$, one has

$$x(t - t_0) \cong \frac{1}{m\omega_n} \int_0^{t_0} p(t) dt \sin \omega_n(t - t_0).$$

Please note that the above equation is exact for an infinitesimal impulse loading.

For an infinitesimal impulse, the impulse-momentum is exactly $p(\tau) d\tau$ and the response is

$$dx(t - \tau) = \frac{p(\tau) d\tau}{m\omega_n} \sin \omega_n(t - \tau), \quad t > \tau,$$

and to evaluate the response at time t one has simply to sum all the infinitesimal contributions for $\tau < t$,

$$x(t) = \frac{1}{m\omega_n} \int_0^t p(\tau) \sin \omega_n(t - \tau) d\tau, \quad t > 0.$$

This relation is known as the Duhamel integral, and tacitly depends on initial rest conditions for the system.

Response to Periodic Loading

Fourier Transform

The Discrete Fourier Transform

Response to General Dynamic Loadings

Response to infinitesimal impulse

Numerical integration of Duhamel integral

Undamped SDOF systems
Damped SDOF systems

Relationship between time and frequency domain

For an infinitesimal impulse, the impulse-momentum is exactly $p(\tau) d\tau$ and the response is

$$dx(t - \tau) = \frac{p(\tau) d\tau}{m\omega_n} \sin \omega_n(t - \tau), \quad t > \tau,$$

and to evaluate the response at time t one has simply to sum all the infinitesimal contributions for $\tau < t$,

$$x(t) = \frac{1}{m\omega_n} \int_0^t p(\tau) \sin \omega_n(t - \tau) d\tau, \quad t > 0.$$

This relation is known as the Duhamel integral, and tacitly depends on initial rest conditions for the system.

Response to Periodic Loading

Fourier Transform

The Discrete Fourier Transform

Response to General Dynamic Loadings

Response to infinitesimal impulse

Numerical integration of Duhamel integral

Undamped SDOF systems
Damped SDOF systems

Relationship between time and frequency domain

The derivation of the equation of motion for a generic load is analogous to what we have seen for undamped SDOF, the infinitesimal contribution to the response at time t of the load at time τ is

$$dx(t) = \frac{p(\tau)}{m\omega_D} d\tau \sin \omega_D(t - \tau) \exp(-\zeta\omega_n(t - \tau)) \quad t \geq \tau$$

and integrating all infinitesimal contributions one has

$$x(t) = \frac{1}{m\omega_D} \int_0^t p(\tau) \sin \omega_D(t - \tau) \exp(-\zeta\omega_n(t - \tau)) d\tau, \quad t \geq 0.$$

Evaluation of Duhamel integral, undamped

SDOF linear oscillator

Giacomo Boffi

Using the trig identity

$$\sin(\omega_n t - \omega_n \tau) = \sin \omega_n t \cos \omega_n \tau - \cos \omega_n t \sin \omega_n \tau$$

the Duhamel integral is rewritten as

$$\begin{aligned} x(t) &= \frac{\int_0^t p(\tau) \cos \omega_n \tau d\tau}{m\omega_n} \sin \omega_n t - \frac{\int_0^t p(\tau) \sin \omega_n \tau d\tau}{m\omega_n} \cos \omega_n t \\ &= \mathcal{A}(t) \sin \omega_n t - \mathcal{B}(t) \cos \omega_n t \end{aligned}$$

where

$$\begin{cases} \mathcal{A}(t) = \frac{1}{m\omega_n} \int_0^t p(\tau) \cos \omega_n \tau d\tau \\ \mathcal{B}(t) = \frac{1}{m\omega_n} \int_0^t p(\tau) \sin \omega_n \tau d\tau \end{cases}$$

Response to Periodic Loading

Fourier Transform

The Discrete Fourier Transform

Response to General Dynamic Loadings

Response to infinitesimal impulse

Numerical integration of Duhamel integral

Undamped SDOF systems

Damped SDOF systems

Relationship between time and frequency domain

Numerical evaluation of Duhamel integral, undamped

SDOF linear oscillator

Giacomo Boffi

Response to Periodic Loading

Fourier Transform

The Discrete Fourier Transform

Response to General Dynamic Loadings

Response to infinitesimal impulse

Numerical integration of Duhamel integral

Undamped SDOF systems

Damped SDOF systems

Relationship between time and frequency domain

Usual numerical procedures can be applied to the evaluation of \mathcal{A} and \mathcal{B} , e.g., using the trapezoidal rule, one can have, with $\mathcal{A}_N = \mathcal{A}(N\Delta\tau)$ and $y_N = p(N\Delta\tau) \cos(N\Delta\tau)$

$$\mathcal{A}_{N+1} = \mathcal{A}_N + \frac{\Delta\tau}{2m\omega_n} (y_N + y_{N+1}).$$

Evaluation of Duhamel integral, damped

SDOF linear oscillator

Giacomo Boffi

Response to Periodic Loading

Fourier Transform

The Discrete Fourier Transform

Response to General Dynamic Loadings

Response to infinitesimal impulse

Numerical integration of Duhamel integral

Undamped SDOF systems

Damped SDOF systems

Relationship between time and frequency domain

For a damped system, it can be shown that

$$x(t) = \mathcal{A}(t) \sin \omega_D t - \mathcal{B}(t) \cos \omega_D t$$

with

$$\mathcal{A}(t) = \frac{1}{m\omega_D} \int_0^t p(\tau) \frac{\exp \zeta \omega_n \tau}{\exp \zeta \omega_n t} \cos \omega_D \tau d\tau,$$

$$\mathcal{B}(t) = \frac{1}{m\omega_D} \int_0^t p(\tau) \frac{\exp \zeta \omega_n \tau}{\exp \zeta \omega_n t} \sin \omega_D \tau d\tau.$$

Numerical evaluation of Duhamel integral, damped

SDOF linear oscillator

Giacomo Boffi

Response to Periodic Loading

Fourier Transform

The Discrete Fourier Transform

Response to General Dynamic Loadings

Response to infinitesimal impulse

Numerical integration of Duhamel integral

Undamped SDOF systems

Damped SDOF systems

Relationship between time and frequency domain

Numerically, using e.g. Simpson integration rule and

$$y_N = p(N\Delta\tau) \cos\omega_D\tau,$$

$$\mathcal{A}_{N+2} = \mathcal{A}_N \exp(-2\zeta\omega_n\Delta\tau) + \frac{\Delta\tau}{3m\omega_D} [y_N \exp(-2\zeta\omega_n\Delta\tau) + 4y_{N+1} \exp(-\zeta\omega_n\Delta\tau) + y_{N+2}]$$
$$N = 0, 2, 4, \dots$$

The response of a linear SDOF system to arbitrary loading can be evaluated by a convolution integral in the time domain,

$$x(t) = \int_0^t p(\tau) h(t - \tau) d\tau,$$

with the unit impulse response function

$h(t) = \frac{1}{m\omega_D} \exp(-\zeta\omega_n t) \sin(\omega_D t)$, or through the frequency domain using the Fourier integral

$$x(t) = \int_{-\infty}^{+\infty} H(\omega) P(\omega) \exp(i\omega t) d\omega,$$

where $H(\omega)$ is the complex frequency response function.

Response to Periodic Loading

Fourier Transform

The Discrete Fourier Transform

Response to General Dynamic Loadings

Response to infinitesimal impulse**Numerical integration of Duhamel integral****Undamped SDOF systems
Damped SDOF systems****Relationship between time and frequency domain**

These response functions, or *transfer* functions, are connected by the direct and inverse Fourier transforms:

$$H(\omega) = \int_{-\infty}^{+\infty} h(t) \exp(-i\omega t) dt,$$

$$h(t) = \frac{1}{2\pi} \int_{-\infty}^{+\infty} H(\omega) \exp(i\omega t) d\omega.$$

Relationship of transfer functions

We write the response and its Fourier transform:

$$x(t) = \int_0^t p(\tau)h(t-\tau) d\tau = \int_{-\infty}^t p(\tau)h(t-\tau) d\tau$$

$$X(\omega) = \int_{-\infty}^{+\infty} \left[\int_{-\infty}^t p(\tau)h(t-\tau) d\tau \right] \exp(-i\omega t) dt$$

the lower limit of integration in the first equation was changed from 0 to $-\infty$ because $p(\tau) = 0$ for $\tau < 0$, and since $h(t-\tau) = 0$ for $\tau > t$, the upper limit of the second integral in the second equation can be changed from t to $+\infty$,

$$X(\omega) = \lim_{s \rightarrow \infty} \int_{-s}^{+s} \int_{-s}^{+s} p(\tau)h(t-\tau) \exp(-i\omega t) dt d\tau$$

Relationship of transfer functions

SDOF linear oscillator

Giacomo Boffi

Introducing a new variable $\theta = t - \tau$ we have

$$X(\omega) = \lim_{s \rightarrow \infty} \int_{-s}^{+s} p(\tau) \exp(-i\omega\tau) d\tau \int_{-s-\tau}^{+s-\tau} h(\theta) \exp(-i\omega\theta) d\theta$$

with $\lim_{s \rightarrow \infty} s - \tau = \infty$, we finally have

$$\begin{aligned} X(\omega) &= \int_{-\infty}^{+\infty} p(\tau) \exp(-i\omega\tau) d\tau \int_{-\infty}^{+\infty} h(\theta) \exp(-i\omega\theta) d\theta \\ &= P(\omega) \int_{-\infty}^{+\infty} h(\theta) \exp(-i\omega\theta) d\theta \end{aligned}$$

where we have recognized that the first integral is the Fourier transform of $p(t)$.

Response to Periodic Loading

Fourier Transform

The Discrete Fourier Transform

Response to General Dynamic Loadings

Response to infinitesimal impulse

Numerical integration of Duhamel integral

Undamped SDOF systems
Damped SDOF systems

Relationship between time and frequency domain

Our last relation was

$$X(\omega) = P(\omega) \int_{-\infty}^{+\infty} h(\theta) \exp(-i\omega\theta) d\theta$$

but $X(\omega) = H(\omega)P(\omega)$, so that, noting that in the above equation the last integral is just the Fourier transform of $h(\theta)$, we may conclude that, effectively, $H(\omega)$ and $h(t)$ form a Fourier transform pair.