

Truncation Errors, Correction Procedures

Giacomo Boffi

Dipartimento di Ingegneria Strutturale, Politecnico di Milano

May 23, 2012

Outline

Rayleigh-Ritz Example

Subspace iteration

How many eigenvectors?

Modal Participation Factor
Dynamic magnification factor
Static Correction

RR Example

The structural matrices

$$\mathbf{K} = k \begin{bmatrix} +2 & -1 & 0 & 0 & 0 \\ -1 & +2 & -1 & 0 & 0 \\ 0 & -1 & +2 & -1 & 0 \\ 0 & 0 & -1 & +2 & -1 \\ 0 & 0 & 0 & -1 & +1 \end{bmatrix} \quad \mathbf{M} = m \begin{bmatrix} 1 & 0 & 0 & 0 & 0 \\ 0 & 1 & 0 & 0 & 0 \\ 0 & 0 & 1 & 0 & 0 \\ 0 & 0 & 0 & 1 & 0 \\ 0 & 0 & 0 & 0 & 1 \end{bmatrix}$$

The Ritz base vectors and the reduced matrices,

$$\Phi = \begin{bmatrix} 0.2 & -0.5 \\ 0.4 & -1.0 \\ 0.6 & -0.5 \\ 0.8 & +0.0 \\ 1.0 & 1.0 \end{bmatrix} \quad \bar{\mathbf{K}} = k \begin{bmatrix} 0.2 & 0.2 \\ 0.2 & 2.0 \end{bmatrix} \quad \bar{\mathbf{M}} = m \begin{bmatrix} 2.2 & 0.2 \\ 0.2 & 2.5 \end{bmatrix}$$

Red. eigenproblem ($\rho = \omega^2 m/k$): $\begin{bmatrix} 2-22\rho & 2-2\rho \\ 2-2\rho & 20-25\rho \end{bmatrix} \begin{Bmatrix} z_1 \\ z_2 \end{Bmatrix} = \begin{Bmatrix} 0 \\ 0 \end{Bmatrix}$

The roots are $\rho_1 = 0.0824$, $\rho_2 = 0.800$, the frequencies are $\omega_1 = 0.287\sqrt{k/m}$ [= 0.285], $\omega_2 = 0.850\sqrt{k/m}$ [= 0.831], while the k/m normalized exact eigenvalues are [0.08101405, 0.69027853].

The first eigenvalue is estimated with good approximation.

Rayleigh-Ritz Example

The Ritz coordinates eigenvector matrix is $\mathbf{Z} = \begin{bmatrix} 1.329 & 0.03170 \\ -0.1360 & 1.240 \end{bmatrix}$.

The *RR* eigenvector matrix, Φ and the exact one, Ψ :

$$\Phi = \begin{bmatrix} +0.3338 & -0.6135 \\ +0.6676 & -1.2270 \\ +0.8654 & -0.6008 \\ +1.0632 & +0.0254 \\ +1.1932 & +1.2713 \end{bmatrix}, \quad \Psi = \begin{bmatrix} +0.3338 & -0.8398 \\ +0.6405 & -1.0999 \\ +0.8954 & -0.6008 \\ +1.0779 & +0.3131 \\ +1.1932 & +1.0108 \end{bmatrix}.$$

The accuracy of the estimates for the 1st mode is very good, on the contrary the 2nd mode estimates are in error starting from the second digit.

It may be interesting to use $\hat{\Phi} = \mathbf{K}^{-1} \mathbf{M} \Phi$ as a new Ritz base to get a new estimate of the Ritz and of the structural eigenpairs.

Truncation Errors,
Correction
Procedures

Giacomo Boffi

Rayleigh-Ritz
Example

Subspace iteration

How many
eigenvectors?

Introduction to Subspace Iteration

We have seen that the Rayleigh-Ritz procedure can offer a good estimate for $p \approx M/2$ modes, mostly because of the arbitrariness in the choice of the Ritz reduced base Φ . Solving a $M = 2p$ order eigenvalue problem to get p eigenvalues is very onerous as the operation count is $O(M^3)$. If we could reduce the arbitrariness in the choice of the Ritz base vectors, we could use less vectors and solve a much smaller (in terms of operations count) eigenvalue problem. If one thinks of it, with a $M = 1$ base we could nevertheless compute within arbitrary accuracy one eigenvector using Matrix Iteration, isn't it? the trick is changing the base at every iteration...

It happens that Matrix Iteration can be applied to a set of trial vectors at once, under the name of *Subspace Iteration*.

Truncation Errors,
Correction
Procedures

Giacomo Boffi

Rayleigh-Ritz
Example

Subspace iteration

How many
eigenvectors?

Statement of the procedure

The first M eigenvalue equations can be written in matrix algebra, in terms of an $N \times M$ matrix of eigenvectors Φ and an $M \times M$ diagonal matrix Λ that collects the eigenvalues

$$\underset{N \times N}{\mathbf{K}} \underset{N \times M}{\Phi} = \underset{N \times N}{\mathbf{M}} \underset{N \times M}{\Phi} \underset{M \times M}{\Lambda}$$

Using again the hat notation for the unnormalized iterate, from the previous equation we can write

$$\mathbf{K} \hat{\Phi}_1 = \mathbf{M} \Phi_0$$

where Φ_0 is the matrix, $N \times M$, of the zero order trial vectors, and $\hat{\Phi}_1$ is the matrix of the non-normalized first order trial vectors.

Truncation Errors,
Correction
Procedures

Giacomo Boffi

Rayleigh-Ritz
Example

Subspace iteration

How many
eigenvectors?

Orthonormalization

To proceed with iterations,

1. the trial vectors in $\hat{\Phi}_{n+1}$ must be orthogonalized, so that each trial vector converges to a *different* eigenvector instead of collapsing to the first eigenvector,
2. all the trial vectors must be normalized, so that the ratio between the normalized vectors and the unnormalized iterated vectors converges to the corresponding eigenvalue.

These operations can be performed in different ways (e.g., ortho-normalization by Gram-Schmidt¹ procedure).

Another possibility to do both at once is solving a Rayleigh-Ritz eigenvalue problem, defined in the Ritz base constituted by the vectors in $\hat{\Phi}_{n+1}$.

¹Next week, more on Gram-Schmidt procedure

Truncation Errors,
Correction
Procedures

Giacomo Boffi

Rayleigh-Ritz
Example

Subspace iteration

How many
eigenvectors?

Associated Eigenvalue Problem

Developing the procedure for $n = 0$, with the generalized matrices

$$K_1^* = \hat{\Phi}_1^T K \hat{\Phi}_1$$

and

$$M_1^* = \hat{\Phi}_1^T M \hat{\Phi}_1$$

the Rayleigh-Ritz eigenvalue problem associated with the orthonormalisation of $\hat{\Phi}_1$ is

$$K_1^* \hat{Z}_1 = M_1^* \hat{Z}_1 \Omega_1^2.$$

After solving for the Ritz coordinates mode shapes, \hat{Z}_1 and the frequencies Ω_1^2 , using any suitable procedure, it is usually convenient to normalize the shapes, so that $\hat{Z}_1^T M_1^* \hat{Z}_1 = I$. The ortho-normalized set of trial vectors at the end of the iteration is then written as

$$\Phi_1 = \hat{\Phi}_1 \hat{Z}_1.$$

The entire process can be repeated for $n = 1$, then $n = 2$, $n = \dots$ until the eigenvalues converge within a prescribed tolerance.

Truncation Errors,
Correction
Procedures

Giacomo Boffi

Rayleigh-Ritz
Example

Subspace iteration

How many
eigenvectors?

Convergence

In principle, the procedure will converge to all the M lower eigenvalues and eigenvectors of the structural problem, but it was found that the subspace iteration method converges faster to the lower p eigenpairs, those required for dynamic analysis, if there is some additional trial vector; on the other hand, too many additional trial vectors slow down the computation without ulterior benefits.

Experience has shown that the optimal total number M of trial vectors is the minimum of $2p$ and $p + 8$.

The subspace iteration method makes it possible to compute simultaneously a set of eigenpairs within any required level of approximation, and is the preferred method to compute the eigenpairs of a complex dynamic system.

Truncation Errors,
Correction
Procedures

Giacomo Boffi

Rayleigh-Ritz
Example

Subspace iteration

How many
eigenvectors?

Standard Form

In algebra textbooks, the eigenproblem is usually stated as

$$\mathbf{A} \mathbf{y} = \lambda \mathbf{y}$$

and all the relevant algorithms to actually compute the eigenthings (Jacobi method, \mathbf{QR} method, etc) are referred to the above statement of the problem.

Our problem is, instead, formulated as

$$\mathbf{K} \mathbf{x} = \lambda \mathbf{M} \mathbf{x}.$$

Any symmetric, definite positive matrix \mathbf{B} can be subjected to a unique *Choleski Decomposition* (CD), $\mathbf{B} = \mathbf{L} \mathbf{L}^T$ where \mathbf{L} is a lower triangular matrix. Applying CD to \mathbf{M} , the eigenvector equation is,

$$\mathbf{K} \mathbf{x} = \mathbf{K} \underbrace{(\mathbf{L}^T)^{-1} \mathbf{L}^T}_{\mathbf{I}} \mathbf{x} = \lambda \underbrace{\mathbf{L} \mathbf{L}^T}_{\mathbf{M}} \mathbf{x}.$$

Premultiplying by \mathbf{L}^{-1} , with $\mathbf{y} = \mathbf{L}^T \mathbf{x}$

$$\underbrace{\mathbf{L}^{-1} \mathbf{K} (\mathbf{L}^T)^{-1}}_{\mathbf{A}} \underbrace{\mathbf{L}^T \mathbf{x}}_{\mathbf{y}} = \lambda \underbrace{\mathbf{L}^{-1} \mathbf{L}}_{\mathbf{I}} \underbrace{\mathbf{L}^T \mathbf{x}}_{\mathbf{y}} \quad \rightarrow \quad \mathbf{A} \mathbf{y} = \lambda \mathbf{y}.$$

Truncation Errors,
Correction
Procedures

Giacomo Boffi

Rayleigh-Ritz
Example

Subspace iteration

How many
eigenvectors?

--- Emacs Calculator Mode ---

Reduced problem

```
12: [ [ 0.2 - 2.2 w, 0.2 - 0.2 w ]
      [ 0.2 - 0.2 w, 2. - 2.5 w ] ]
```

roots

```
11: [0.0823755350931, 0.800408347691]
```

Ritz eigenvectors

```
10: [ [ 1, 1 ]
      [ -0.102295783913, 39.1022957838 ] ]
```

Structural eigenvectors approximation Φ

```
9: [ [ 0.333761866922, -0.61331423775 ]
     [ 0.667523733843, -1.2266284755 ]
     [ 0.865340076591, -0.600636659318 ]
     [ 1.06315641934, 0.0253551568589 ]
     [ 1.193, 1.271 ] ] ]
```

Truncation Errors,
Correction
Procedures

Giacomo Boffi

Rayleigh-Ritz
Example

Subspace iteration

How many
eigenvectors?

New base, $\Phi \mathbf{M}^{-1} \Phi$

```
8: [ [ 4.1227820967, -1.14422421571 ]
     [ 7.91180232647, -1.67513419367 ]
     [ 11.0332988224, -0.97941569612 ]
     [ 13.2894552417, 0.31693946074 ]
     [ 14.4824552417, 1.58793946074 ] ] ]
```

New reduced problem

```
7: [ [ 47.611238 - 587.67876 w, 1.567689 w - 0.116250 ]
     [ 1.567689 w - 0.11624996, 5.3711164 - 7.69658111 w ] ] ]
```

new roots

```
6: [0.0810157120078, 0.698200288858]
```

new frequencies

```
5: [0.284632591261, 0.835583801218]
```

new Ritz eigenvectors

```
4: [ [ 1, 2.69725407409e-3 ]
     [ -2.26590129962e-3, 1 ] ] ]
```

Truncation Errors,
Correction
Procedures

Giacomo Boffi

Rayleigh-Ritz
Example

Subspace iteration

How many
eigenvectors?

```

new structural eigenvectors
[ [ 4.12537479584, -420.095398422 ]
  [ 7.91559801522, -613.139884929 ]
3: [ 11.0355180817, -352.082547596 ]
   [ 13.2887370882, 130.793943894 ]
   [ 14.4788571276, 603.206919871 ] ]

```

```

modal masses
2: [ [ 587.685905597, -6.7e-7 ]
     [ -6.7e-7, 1057348.42653 ] ]

```

```

normalized eigenvectors
[ [ 0.17018684073, -0.408544160009 ]
  [ 0.326541114856, -0.596280621808 ]
1: [ 0.455230255778, -0.342401687179 ]
   [ 0.548160413554, 0.127197063132 ]
   [ 0.597237738245, 0.586620048389 ] ]

```

Truncation Errors,
Correction
Procedures

Giacomo Boffi

Rayleigh-Ritz
Example

Subspace iteration

How many
eigenvectors?

Modal Participation Factor
Dynamic magnification
factor
Static Correction

Introduction

To understand how many eigenvectors we have to use in a dynamic analysis, we must consider two aspects, the loading shape and the excitation frequency.

In the following, we'll consider *only* external loadings whose dependance on time and space can be separated, as in

$$\mathbf{p}(\mathbf{x}, t) = \mathbf{r} f(t),$$

so that we can discuss separately the two aspects of the problem.

Truncation Errors,
Correction
Procedures

Giacomo Boffi

Rayleigh-Ritz
Example

Subspace iteration

How many
eigenvectors?

Modal Participation Factor
Dynamic magnification
factor
Static Correction

Introduction

It is worth noting that earthquake loadings are precisely of this type:

$$\mathbf{p}(\mathbf{x}, t) = \mathbf{M} \tilde{\mathbf{r}} \ddot{u}_g$$

where the vector $\tilde{\mathbf{r}}$ is used to choose the structural dof's that are *excited* by the ground motion component under consideration. Usually $\tilde{\mathbf{r}}$ is simply a vector of zeros and ones.

Multiplication of \mathbf{M} by g (the acceleration of gravity) and division of \ddot{u}_g by g , serves to show a dimensional load vector multiplied by an adimensional function.

$$\begin{aligned} \mathbf{p}(\mathbf{x}, t) &= g \mathbf{M} \tilde{\mathbf{r}} \frac{\ddot{u}_g(t)}{g} \\ &= \mathbf{r}^g f_g(t) \end{aligned}$$

Truncation Errors,
Correction
Procedures

Giacomo Boffi

Rayleigh-Ritz
Example

Subspace iteration

How many
eigenvectors?

Modal Participation Factor
Dynamic magnification
factor
Static Correction

Modal Participation Factor

Under the assumption of separability, we can write the i -th modal equation of motion as

$$\ddot{q}_i + 2\zeta_i\omega_i\dot{q}_i + \omega_i^2q_i = \begin{cases} \frac{\boldsymbol{\psi}_i^T \mathbf{r}}{M_i} f(t) \\ \frac{\mathbf{g} \boldsymbol{\psi}_i^T \mathbf{M} \hat{\mathbf{r}}}{M_i} f_g(t) \end{cases} = \Gamma_i f(t)$$

with the modal mass $M_i = \boldsymbol{\psi}_i^T \mathbf{M} \boldsymbol{\psi}_i$.

It is apparent that the modal response amplitude depends

- ▶ on the characteristics of the time dependency of loading, $f(t)$,
- ▶ on the so called *modal participation factor* Γ_i ,

$$\begin{aligned} \Gamma_i &= \boldsymbol{\psi}_i^T \mathbf{r} / M_i \\ &= \mathbf{g} \boldsymbol{\psi}_i^T \mathbf{M} \hat{\mathbf{r}} / M_i = \boldsymbol{\psi}_i^T \mathbf{r}^g / M_i \end{aligned}$$

Note that both the definitions of modal participation give it the dimensions of an acceleration.

Truncation Errors, Correction Procedures

Giacomo Boffi

Rayleigh-Ritz Example

Subspace iteration

How many eigenvectors?

Modal Participation Factor

Dynamic magnification factor

Static Correction

Participation Factor Amplitudes

For a given loading \mathbf{r} the modal participation factor Γ_i is proportional to the work done by the modal displacement $q_i \boldsymbol{\psi}_i^T$ for the given loading \mathbf{r} :

- ▶ if the mode shape and the loading shape are approximately equal (equal signs, component by component), the work (dot product) is maximized,
- ▶ if the mode shape is significantly different from the loading (different signs), there is some amount of cancellation and the value of the Γ 's will be reduced.

Truncation Errors, Correction Procedures

Giacomo Boffi

Rayleigh-Ritz Example

Subspace iteration

How many eigenvectors?

Modal Participation Factor

Dynamic magnification factor

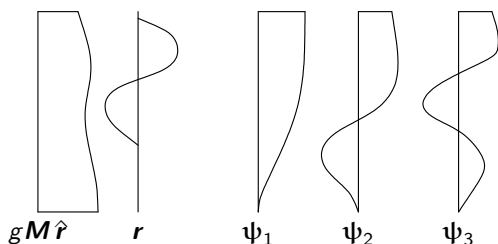
Static Correction

Example

Consider a shear type building, with mass distribution approximately constant over its height:

$$\hat{\mathbf{r}} = \{1, 1, \dots, 1\}^T \quad \text{and} \quad \mathbf{g} \mathbf{M} \hat{\mathbf{r}} \approx m \mathbf{g} \{1, 1, \dots, 1\}^T.$$

an external loading and the first 3 eigenvectors as sketched below:



Truncation Errors, Correction Procedures

Giacomo Boffi

Rayleigh-Ritz Example

Subspace iteration

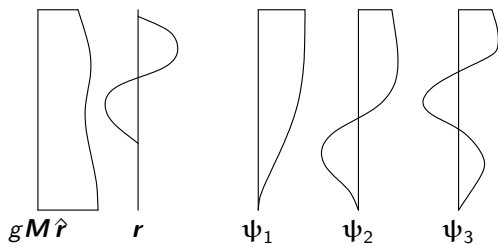
How many eigenvectors?

Modal Participation Factor

Dynamic magnification factor

Static Correction

Example, cont.



For *EQ* loading, Γ_1 is relatively large for the first mode, as loading components and displacements have the same sign, with respect to other Γ_i 's, where the oscillating nature of the higher eigenvectors will lead to increasing cancellation. On the other hand, consider the external loading, whose peculiar shape is similar to the 3rd mode. Γ_3 will be more relevant than Γ_i 's for lower or higher modes.

Truncation Errors, Correction Procedures

Giacomo Boffi

Rayleigh-Ritz Example

Subspace iteration

How many eigenvectors?

Modal Participation Factor

Dynamic magnification factor

Static Correction

Modal Loads Expansion

We define the modal load contribution as

$$r_i = \mathbf{M} \psi_i a_i$$

and express the load vector as a linear combination of the modal contributions

$$r = \sum_i \mathbf{M} \psi_i a_i = \sum_i r_i.$$

If we premultiply by ψ_j^T the above equation,

$$\psi_j^T r = \psi_j^T \sum_i \mathbf{M} \psi_i a_i = \delta_{ij} M_i a_i$$

1. a modal load component works *only* for the displacements associated with the corresponding eigenvector,
2. confronting with the definition of $\Gamma_i = \psi_i^T r / M_i$, we conclude that

$$r_i = \Gamma_i \mathbf{M} \psi_i$$

Truncation Errors, Correction Procedures

Giacomo Boffi

Rayleigh-Ritz Example

Subspace iteration

How many eigenvectors?

Modal Participation Factor

Dynamic magnification factor

Static Correction

Equivalent Static Forces

For mode i , the equation of motion is

$$\ddot{q}_i + 2\zeta_i \omega_i \dot{q}_i + \omega_i^2 q_i = \Gamma_i f(t)$$

with $q_i = \Gamma_i D_i^{\dagger}$, we can write, to single out the dependency on the modulating function,

$$\ddot{D}_i + 2\zeta_i \omega_i \dot{D}_i + \omega_i^2 D_i = f(t)$$

The modal contribution to displacement is

$$\mathbf{x}_i = \Gamma_i \psi_i D_i(t)$$

and the modal contribution to elastic forces $\mathbf{f}_i = \mathbf{K} \mathbf{x}_i$ can be written (being $\mathbf{K} \psi_i = \omega_i^2 \mathbf{M} \psi_i$) as

$$\mathbf{f}_i = \mathbf{K} \mathbf{x}_i = \Gamma_i \mathbf{K} \psi_i D_i = \omega_i^2 (\Gamma_i \mathbf{M} \psi_i) D_i = \mathbf{r}_i \omega_i^2 D_i$$

^{1†} D_i is the so called *pseudo-displacement* (dimensionally, D_i is the square of a time).

Truncation Errors, Correction Procedures

Giacomo Boffi

Rayleigh-Ritz Example

Subspace iteration

How many eigenvectors?

Modal Participation Factor

Dynamic magnification factor

Static Correction

Equivalent Static Response

The response can be determined by superposition of the effects of these pseudo-static forces $f_i = r_i \omega_i^2 D_i(t)$.

If a required response quantity (be it a nodal displacement, a bending moment in a beam, the total shear force in a building storey, etc etc) is indicated by $s(t)$, we can compute with a *static calculation* (usually using the *FEM* model underlying the dynamic analysis) the modal static contribution s_i^{st} and write

$$s(t) = \sum s_i^{\text{st}}(\omega_i^2 D_i(t)) = \sum s_i(t),$$

where the modal contribution to response $s_i(t)$ is given by

1. static analysis using r_i as the static load vector,
2. dynamic amplification using the factor $\omega_i^2 D_i(t)$.

This formulation is particularly apt to our discussion of different contributions to response components.

Truncation Errors,
Correction
Procedures

Giacomo Boffi

Rayleigh-Ritz
Example

Subspace iteration

How many
eigenvectors?

Modal Participation Factor

Dynamic magnification
factor

Static Correction

Modal Contribution Factors (MCF)

Say that the static response due to r is denoted by s^{st} , then $s_i(t)$, the modal contribution to response $s(t)$, can be written

$$s_i(t) = s_i^{\text{st}} \omega_i^2 D_i(t) = s^{\text{st}} \frac{s_i^{\text{st}}}{s^{\text{st}}} \omega_i^2 D_i(t) = \bar{s}_i s^{\text{st}} \omega_i^2 D_i(t).$$

We have introduced $\bar{s}_i = \frac{s_i^{\text{st}}}{s^{\text{st}}}$, the *modal contribution factor*, the ratio of the modal static contribution to the total static response.

The \bar{s}_i are dimensionless, are independent on the eigenvector scaling procedure and their sum is unity, $\sum \bar{s}_i = 1$.

Truncation Errors,
Correction
Procedures

Giacomo Boffi

Rayleigh-Ritz
Example

Subspace iteration

How many
eigenvectors?

Modal Participation Factor

Dynamic magnification
factor

Static Correction

Maximum Response

Denote by D_{i0} the maximum absolute value (or *peak*) of the pseudo displacement time history,

$$D_{i0} = \max_t \{|D_i(t)|\}.$$

It will be

$$s_{i0} = \bar{s}_i s^{\text{st}} \omega_i^2 D_{i0}$$

Our last step, I promise: the dynamic response factor for mode i , \mathfrak{R}_{di} is defined by

$$\mathfrak{R}_{di} = \frac{D_{i0}}{D_{i0}^{\text{st}}}$$

where D_{i0}^{st} is the peak value of the static pseudo-displacement

$$D_i^{\text{st}} = \frac{f(t)}{\omega_i^2}, \quad D_{i0}^{\text{st}} = \frac{f_0}{\omega_i^2}$$

Truncation Errors,
Correction
Procedures

Giacomo Boffi

Rayleigh-Ritz
Example

Subspace iteration

How many
eigenvectors?

Modal Participation Factor

Dynamic magnification
factor

Static Correction

Maximum Response

With $f_0 = \max\{|f(t)|\}$ the peak p-displacement is

$$D_{i0} = \mathfrak{R}_{di} f_0 / \omega_i^2$$

and the peak of the modal contribution is

$$s_i(t) = \bar{s}_i s^{\text{st}} \omega_i^2 D_i(t) = f_0 s^{\text{st}} \bar{s}_i \mathfrak{R}_{di}$$

The first two terms are independent of the mode, the last are independent from each other and their product is the factor that influences the modal contributions.

Note that this product has the sign of \bar{s}_i , as the dynamic response factor is always positive.

Truncation Errors, Correction Procedures

Giacomo Boffi

Rayleigh-Ritz Example

Subspace iteration

How many eigenvectors?

Modal Participation Factor

Dynamic magnification factor

Static Correction

MCF's example

The following table (from Chopra, 2nd ed.) displays the \bar{s}_i and their partial sums for a shear-type, 5 floors building where all the storey masses are equal and all the storey stiffnesses are equal too. The response quantities chosen are \bar{x}_{5n} , the MCF's to the top displacement and \bar{V}_n , the MCF's to the base shear, for two different load shapes.

| n or J | $r = \{0, 0, 0, 0, 1\}^T$ | | | | $r = \{0, 0, 0, -1, 2\}^T$ | | | |
|--------|---------------------------|-----------------------|-------------|--------------------|----------------------------|-----------------------|-------------|--------------------|
| | Top Displacement | | Base Shear | | Top Displacement | | Base Shear | |
| | \bar{x}_{5n} | $\sum^J \bar{x}_{5i}$ | \bar{V}_n | $\sum^J \bar{V}_i$ | \bar{x}_{5n} | $\sum^J \bar{x}_{5i}$ | \bar{V}_n | $\sum^J \bar{V}_i$ |
| 1 | 0.880 | 0.880 | 1.552 | 1.252 | 0.792 | 0.792 | 1.353 | 1.353 |
| 2 | 0.087 | 0.967 | -0.362 | 0.890 | 0.123 | 0.915 | -0.612 | 0.741 |
| 3 | 0.024 | 0.991 | 0.159 | 1.048 | 0.055 | 0.970 | 0.043 | 1.172 |
| 4 | 0.008 | 0.998 | -0.063 | 0.985 | 0.024 | 0.994 | -0.242 | 0.930 |
| 5 | 0.002 | 1.000 | 0.015 | 1.000 | 0.006 | 1.000 | 0.070 | 1.000 |

Note that

- for any given r , the base shear is more influenced by higher modes, and
- for any given response quantity, the second, *skewed* r gives greater modal contributions for higher modes.

Dynamic Response Ratios

Dynamic Response Ratios are the same that we have seen for *SDOF* systems.

Next page, for an undamped system,

- ▶ solid line, the ratio of the modal elastic force $F_{S,i} = K_i q_i \sin \omega t$ to the harmonic applied modal force, $P_i \sin \omega t$, plotted against the frequency ratio $\beta = \omega / \omega_i$.

For $\beta = 0$ the ratio is 1, the applied load is fully balanced by the elastic resistance.

For fixed excitation frequency, $\beta \rightarrow 0$ for high modal frequencies.

- ▶ dashed line, the ratio of the modal inertial force, $F_{I,i} = -\beta^2 F_{S,i}$ to the load.

Note that for steady-state motion the sum of the elastic and inertial force ratios is constant and equal to 1, as in

$$(F_{S,i} + F_{I,i}) \sin \omega t = P_i \sin \omega t.$$

Truncation Errors, Correction Procedures

Giacomo Boffi

Rayleigh-Ritz Example

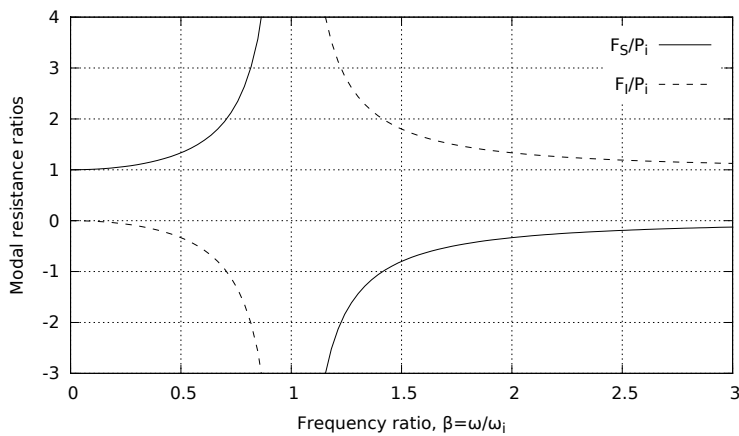
Subspace iteration

How many eigenvectors?

Modal Participation Factor

Dynamic magnification factor

Static Correction



- ▶ For a fixed excitation frequency and high modal frequencies the frequency ratio $\beta \rightarrow 0$.
- ▶ For $\beta \rightarrow 0$ the response is *quasi-static*.
- ▶ Hence, for higher modes the response is *pseudo-static*.
- ▶ On the contrary, for excitation frequencies high enough the lower modes respond with purely inertial forces.

Static Correction

The preceding discussion indicates that higher modes contributions to the response could be approximated with the static response, leading to the idea of a *Static Correction* of the dynamic response

For a system where $q_i(t) \approx \frac{p_i(t)}{K_i}$ for $i > n_{dy}$,

n_{dy} being the number of dynamically responding modes, we can write

$$\mathbf{x}(t) \approx \mathbf{x}_{dy}(t) + \mathbf{x}_{st}(t) = \sum_1^{n_{dy}} \boldsymbol{\psi}_i q_i(t) + \sum_{n_{dy}+1}^N \boldsymbol{\psi}_i \frac{p_i(t)}{K_i}$$

where the response for each of the first n_{dy} modes can be computed as usual.

Truncation Errors, Correction Procedures

Giacomo Boffi

Rayleigh-Ritz Example

Subspace iteration

How many eigenvectors?

Modal Participation Factor
Dynamic magnification factor

Static Correction

Static Modal Components

The static modal displacement component $\mathbf{x}_j, j > n_{dy}$ can be written

$$x_j(t) = \boldsymbol{\psi}_j q_j(t) \approx \frac{\boldsymbol{\psi}_j \boldsymbol{\psi}_j^T}{K_j} \mathbf{p}(t) = \mathbf{F}_j \mathbf{p}(t)$$

The *modal flexibility matrix* is defined by

$$\mathbf{F}_j = \frac{\boldsymbol{\psi}_j \boldsymbol{\psi}_j^T}{K_j}$$

and is used to compute the j -th mode static deflections due to the applied load vector.

The total displacements, the dynamic contributions and the static correction, for $\mathbf{p}(t) = \mathbf{r} f(t)$, are then

$$\mathbf{x} \approx \sum_1^{n_{dy}} \boldsymbol{\psi}_j q_j(t) + f(t) \sum_{n_{dy}+1}^N \mathbf{F}_j \mathbf{r}$$

Truncation Errors, Correction Procedures

Giacomo Boffi

Rayleigh-Ritz Example

Subspace iteration

How many eigenvectors?

Modal Participation Factor
Dynamic magnification factor

Static Correction

Alternative Formulation

Our last formula for static correction is

$$\mathbf{x} \approx \sum_1^{n_{dy}} \psi_j q_j(t) + f(t) \sum_{n_{dy}+1}^N \mathbf{F}_j \mathbf{r}.$$

To use the above formula all mode shapes, all modal stiffnesses and all modal flexibility matrices must be computed, undermining the efficiency of the procedure.

This problem can be obviated computing the total static displacements, $\mathbf{x}_{st}^{total} = \mathbf{K}^{-1} \mathbf{p}(t)$, and subtracting the static displacements due to the first n_{dy} modes...

$$\sum_{n_{dy}}^N \mathbf{F}_j \mathbf{r} f(t) = \mathbf{K}^{-1} \mathbf{r} f(t) - \sum_1^{n_{dy}} \mathbf{F}_j \mathbf{r} f(t) = f(t) \left(\mathbf{K}^{-1} - \sum_1^{n_{dy}} \mathbf{F}_j \right) \mathbf{r},$$

so that the corrected total displacements have the expression

$$\mathbf{x} \approx \sum_1^{n_{dy}} \psi_j q_j(t) + f(t) \left(\mathbf{K}^{-1} - \sum_1^{n_{dy}} \mathbf{F}_j \right) \mathbf{r},$$

Note that the *constant term* following $f(t)$ can be computed with information already in our possess at the end of the dynamic analysis.

Truncation Errors,
Correction
Procedures

Giacomo Boffi

Rayleigh-Ritz
Example

Subspace iteration

How many
eigenvectors?

Modal Participation Factor
Dynamic magnification
factor

Static Correction

Effectiveness of Static Correction

In these circumstances, few modes with static correction give results comparable to the results obtained using much more modes in a straightforward modal displacement superposition analysis.

- ▶ An high number of modes is required to account for the spatial distribution of the loading but only a few lower modes are subjected to significant dynamic amplification.
- ▶ Refined stress analysis is required even if the dynamic response involves only a few lower modes.

Truncation Errors,
Correction
Procedures

Giacomo Boffi

Rayleigh-Ritz
Example

Subspace iteration

How many
eigenvectors?

Modal Participation Factor
Dynamic magnification
factor

Static Correction