

SDOF linear oscillator

Response to Harmonic Loading

Giacomo Boffi

Dipartimento di Ingegneria Civile e Ambientale, Politecnico di Milano

March 19, 2014

Outline of parts 1 and 2

Response of an Undamped Oscillator to Harmonic Load
The Equation of Motion of an Undamped Oscillator
The Particular Integral
Dynamic Amplification
Response from Rest
Resonant Response

Response of a Damped Oscillator to Harmonic Load
The Equation of Motion for a Damped Oscillator
The Particular Integral
Stationary Response
The Angle of Phase
Dynamic Magnification
Exponential Load

Measuring Acceleration and Displacement
The Accelerometre
Measuring Displacements

Outline of parts 3 and 4

Vibration Isolation

- Introduction
- Force Isolation
- Displacement Isolation
- Isolation Effectiveness

Evaluation of damping

- Introduction
- Free vibration decay
- Resonant amplification
- Half Power
- Resonance Energy Loss

Part I

Response of an Undamped Oscillator to Harmonic Load

The Equation of Motion

SDOF linear oscillator

Giacomo Boffi

For an undamped *SDOF* system subjected to an harmonic excitation, characterized by the amplitude p_0 and frequency ω , we can write without loss of generality this equation of dynamic equilibrium:

$$m\ddot{x} + kx = p_0 \sin \omega t.$$

The solution to the above differential equation is the homogeneous solution plus a particular integral $\xi(t)$,

$$x(t) = A \sin \omega_n t + B \cos \omega_n t + \xi(t)$$

with

$$m\ddot{\xi}(t) + k\xi(t) = p_0 \sin \omega t.$$

Undamped Response
EOM Undamped
The Particular Integral
Dynamic Amplification
Response from Rest
Resonant Response

The Particular Integral

SDOF linear oscillator

Giacomo Boffi

The particular integral can be written in terms of an undetermined coefficient C times a sin: $\xi(t) = C \sin \omega t$,
 $\ddot{\xi}(t) = -\omega^2 C \sin \omega t$.

1. Substituting in $m\ddot{\xi}(t) + k\xi(t) = p_0 \sin \omega t$ and symplifying we get

$$C(k - \omega^2 m) = p_0.$$

2. Solving for C we get $C = \frac{p_0}{k - \omega^2 m}$,
3. collecting k in the right member divisor: $C = \frac{p_0}{k} \frac{1}{1 - \omega^2 \frac{m}{k}}$
4. but $k/m = \omega_n^2$ hence $C = \frac{p_0}{k} \frac{1}{1 - \omega^2 / \omega_n^2}$
5. with $\beta = \omega / \omega_n$, we get: $C = \frac{p_0}{k} \frac{1}{1 - \beta^2}$.

Undamped Response
EOM Undamped
The Particular Integral
Dynamic Amplification
Response from Rest
Resonant Response

The Particular Integral

SDOF linear oscillator

Giacomo Boffi

We can now write the particular solution, with the dependencies on β singled out in the second term:

$$\xi(t) = \frac{p_0}{k} \frac{1}{1 - \beta^2} \sin \omega t.$$

The general integral for $p(t) = p_0 \sin \omega t$ is hence

$$x(t) = A \sin \omega_n t + B \cos \omega_n t + \frac{p_0}{k} \frac{1}{1 - \beta^2} \sin \omega t.$$

Undamped Response
EOM Undamped
The Particular Integral
Dynamic Amplification
Response from Rest
Resonant Response

Response Ratio and Dynamic Amplification Factor

SDOF linear oscillator

Giacomo Boffi

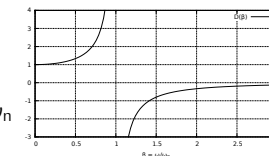
$\Delta_{st} = p_0/k$ being the *static deformation*, defining the *Response Ratio*, $R(t; \beta) = \frac{1}{1 - \beta^2} \sin \omega t$, we can write

$$\xi(t) = \Delta_{st} R(t; \beta).$$

Introducing the *dynamic amplification factor* $D(\beta) = \frac{1}{1 - \beta^2}$

$$\xi(t) = \Delta_{st} D(\beta) \sin \omega t.$$

$D(\beta)$ is stationary and almost equal to 1 when $\omega \ll \omega_n$ (this is a *quasi-static* behaviour), it grows out of bound when $\beta \Rightarrow 1$ (resonance), it is negative for $\beta > 1$ and goes to 0 when $\omega \gg \omega_n$ (high-frequency loading).



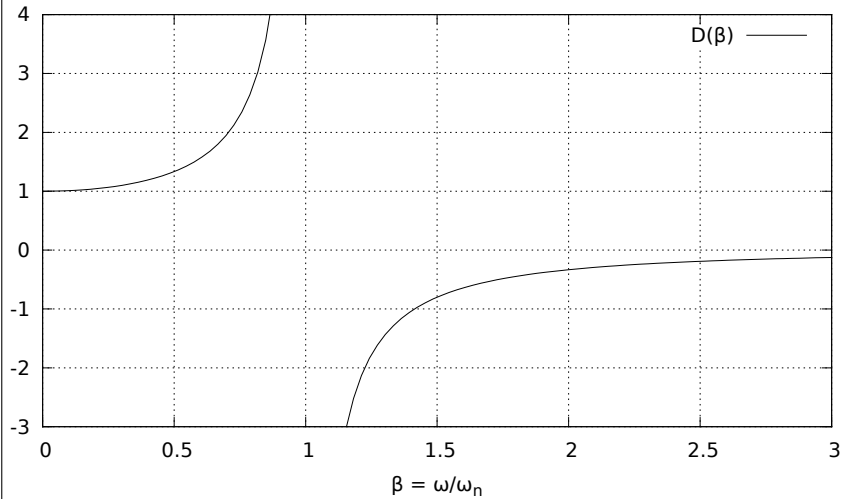
Undamped Response
EOM Undamped
The Particular Integral
Dynamic Amplification
Response from Rest
Resonant Response

Dynamic Amplification Factor, the plot

SDOF linear oscillator

Giacomo Boffi

Undamped Response
EOM Undamped
The Particular Integral
Dynamic Amplification
Response from Rest
Resonant Response



Response from Rest Conditions

SDOF linear oscillator

Giacomo Boffi

Undamped Response
EOM Undamped
The Particular Integral
Dynamic Amplification
Response from Rest
Resonant Response

Starting from rest conditions means that $x(0) = \dot{x}(0) = 0$. Let's start with $x(t)$, then evaluate $x(0)$ and finally equate this last expression to 0:

$$x(t) = A \sin \omega_n t + B \cos \omega_n t + \Delta_{st} D(\beta) \sin \omega t,$$

$$x(0) = B = 0.$$

We do as above for the velocity:

$$\dot{x}(t) = \omega_n (A \cos \omega_n t - B \sin \omega_n t) + \Delta_{st} D(\beta) \omega \cos \omega t,$$

$$\dot{x}(0) = \omega_n A + \omega \Delta_{st} D(\beta) = 0 \Rightarrow$$

$$\Rightarrow A = -\Delta_{st} \frac{\omega}{\omega_n} D(\beta) = -\Delta_{st} \beta D(\beta)$$

Substituting, A and B in $x(t)$ above, collecting Δ_{st} and $D(\beta)$ we have, for $p(t) = p_0 \sin \omega t$, the response from rest:

$$x(t) = \Delta_{st} D(\beta) (\sin \omega t - \beta \sin \omega_n t).$$

Resonant Response from Rest Conditions

SDOF linear oscillator

Giacomo Boffi

Undamped Response
EOM Undamped
The Particular Integral
Dynamic Amplification
Response from Rest
Resonant Response

We have seen that the response to harmonic loading with zero initial conditions is

$$x(t; \beta) = \Delta_{st} \frac{(\sin \omega t - \beta \sin \omega_n t)}{1 - \beta^2}.$$

To determine resonant response, we compute the limit for $\beta \rightarrow 1$ using the *de l'Hôpital* rule (first, we write $\beta \omega_n$ in place of ω , finally we substitute $\omega_n = \omega$ as $\beta = 1$):

$$\lim_{\beta \rightarrow 1} x(t; \beta) = \Delta_{st} \frac{\partial(\sin \beta \omega_n t - \beta \sin \omega_n t) / \partial \beta}{\partial(1 - \beta^2) / \partial \beta} \Big|_{\beta=1}$$

$$= \Delta_{st} \frac{\omega_n t \cos \beta \omega_n t - \sin \omega_n t}{-2\beta} \Big|_{\beta=1}$$

$$= \frac{\Delta_{st}}{2} (\sin \omega t - \omega t \cos \omega t).$$

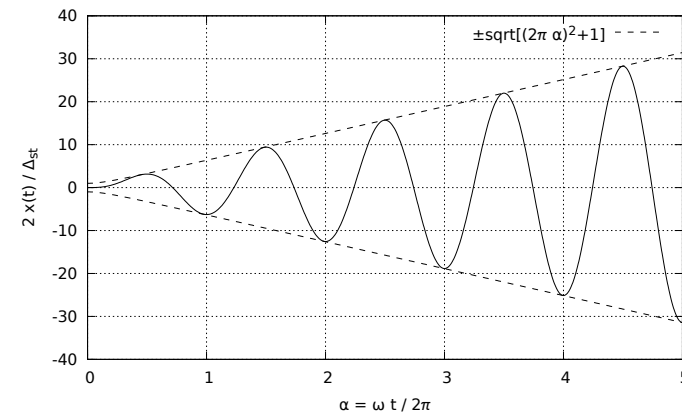
As you can see, there is a term in quadrature with the loading, whose amplitude grows linearly and without bounds.

Resonant Response, the plot

SDOF linear oscillator

Giacomo Boffi

Undamped Response
EOM Undamped
The Particular Integral
Dynamic Amplification
Response from Rest
Resonant Response



$$\frac{2}{\Delta_{st}} x(t) = \sin \omega t - \omega t \cos \omega t = \sin 2\pi \alpha - 2\pi \alpha \cos 2\pi \alpha.$$

note that the amplitude \mathcal{A} of the *normalized* envelope, with respect to the normalized abscissa $\alpha = \omega t / 2\pi$, is $\mathcal{A} = \sqrt{1 + (2\pi \alpha)^2} \xrightarrow{\text{for large } \alpha} 2\pi \alpha$, as the two components of the response are in *quadrature*.

1. Find the response from rest initial conditions for an undamped system, with $p(t) = p_0 \cos \omega t$.
2. Derive the expression for the resonant response with $p(t) = p_0 \cos \omega t$, $\omega = \omega_n$.

Part II

Response of the Damped Oscillator to Harmonic Loading

The EoM for a Damped Oscillator

For a *SDOF* damped system, the equation of motion for a harmonic loading is:

$$m\ddot{x} + c\dot{x} + kx = p_0 \sin \omega t.$$

Its particular solution is a harmonic function not in phase with the input: $\xi(t) = G \sin(\omega t - \theta)$;

Being $\sin(a - b) = \sin a \cos b - \cos a \sin b$, with

$$G_1 = G \cos \theta, \quad G_2 = -G \sin \theta,$$

we can write the more convenient representation:

$$\xi(t) = G_1 \sin \omega t + G_2 \cos \omega t,$$

where we have two harmonic components in quadrature.

It's easy to derive the parameters G, θ in terms of G_1, G_2 :

$$G = \sqrt{G_1^2 + G_2^2}, \quad \theta = -\arctan \frac{G_2}{G_1}.$$

The Particular Integral

Substituting $x(t)$ with $\xi(t)$, dividing by m it is

$$\ddot{\xi}(t) + 2\zeta\omega_n\dot{\xi}(t) + \omega_n^2\xi(t) = \frac{p_0}{k} \frac{k}{m} \sin \omega t,$$

Substituting the most general expressions for the particular integral and its time derivatives

$$\xi(t) = G_1 \sin \omega t + G_2 \cos \omega t,$$

$$\dot{\xi}(t) = \omega(G_1 \cos \omega t - G_2 \sin \omega t),$$

$$\ddot{\xi}(t) = -\omega^2(G_1 \sin \omega t + G_2 \cos \omega t).$$

in the above equation it is

$$-\omega^2(G_1 \sin \omega t + G_2 \cos \omega t) + 2\zeta\omega_n\omega(G_1 \cos \omega t - G_2 \sin \omega t) + \omega_n^2(G_1 \sin \omega t + G_2 \cos \omega t) = \Delta_{st}\omega_n^2 \sin \omega t$$

The particular integral, 2

Dividing our last equation by ω_n^2 and collecting $\sin \omega t$ and $\cos \omega t$ we obtain

$$(G_1(1 - \beta^2) - G_2 2\beta\zeta) \sin \omega t + (G_1 2\beta\zeta + G_2(1 - \beta^2)) \cos \omega t = \Delta_{st} \sin \omega t.$$

Evaluating the eq. above for $t = \frac{\pi}{2\omega}$ and $t = 0$ we obtain a linear system of two equations in G_1 and G_2 :

$$G_1(1 - \beta^2) - G_2 2\zeta\beta = \Delta_{st}.$$

$$G_1 2\zeta\beta + G_2(1 - \beta^2) = 0.$$

The determinant of the linear system is

$$\det = (1 - \beta^2)^2 + (2\zeta\beta)^2$$

and its solution is

$$G_1 = +\Delta_{st} \frac{(1 - \beta^2)}{\det}, \quad G_2 = -\Delta_{st} \frac{2\zeta\beta}{\det}.$$

SDOF linear oscillator

Giacomo Boffi

Damped Response

EOM Damped

Particular Integral

Stationary Response

Phase Angle

Dynamic Magnification

Exponential Load

Accelerometre, etc

The Particular Integral, 3

Substituting G_1 and G_2 in our expression of the particular integral it is

$$\xi(t) = \frac{\Delta_{st}}{\det} ((1 - \beta^2) \sin \omega t - 2\beta\zeta \cos \omega t).$$

The general integral for $p(t) = p_0 \sin \omega t$ is hence

$$x(t) = \exp(-\zeta\omega_n t) (A \sin \omega_D t + B \cos \omega_D t) + \Delta_{st} \frac{(1 - \beta^2) \sin \omega t - 2\beta\zeta \cos \omega t}{\det}$$

For $p(t) = p_{\sin} \sin \omega t + p_{\cos} \cos \omega t$, $\Delta_{\sin} = p_{\sin}/k$, $\Delta_{\cos} = p_{\cos}/k$ it is

$$x(t) = \exp(-\zeta\omega_n t) (A \sin \omega_D t + B \cos \omega_D t) + \Delta_{\sin} \frac{(1 - \beta^2) \sin \omega t - 2\beta\zeta \cos \omega t}{\det} + \Delta_{\cos} \frac{(1 - \beta^2) \cos \omega t + 2\beta\zeta \sin \omega t}{\det}.$$

SDOF linear oscillator

Giacomo Boffi

Damped Response

EOM Damped

Particular Integral

Stationary Response

Phase Angle

Dynamic Magnification

Exponential Load

Accelerometre, etc

Stationary Response

Examination of the general integral

$$x(t) = \exp(-\zeta\omega_n t) (A \sin \omega_D t + B \cos \omega_D t) + \Delta_{st} \frac{(1 - \beta^2) \sin \omega t - 2\beta\zeta \cos \omega t}{\det}$$

shows that we have a *transient response*, that depends on the initial conditions and damps out for large values of the argument of the real exponential, and a so called *steady-state response*, corresponding to the particular integral, $x_{s-s}(t) \equiv \xi(t)$, that remains constant in amplitude and phase as long as the external loading is being applied. From an engineering point of view, we have a specific interest in the steady-state response, as it is the long term component of the response.

SDOF linear oscillator

Giacomo Boffi

Damped Response

EOM Damped

Particular Integral

Stationary Response

Phase Angle

Dynamic Magnification

Exponential Load

Accelerometre, etc

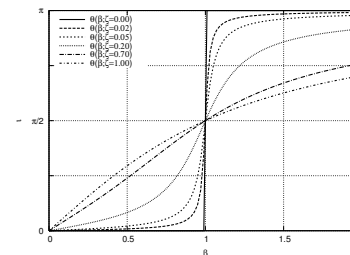
The Angle of Phase

To write the *stationary response* in terms of a *dynamic amplification factor*, it is convenient to reintroduce the amplitude and the phase difference θ and write:

$$\xi(t) = \Delta_{st} R(t; \beta, \zeta), \quad R = D(\beta, \zeta) \sin(\omega t - \theta).$$

Let's start analyzing the phase difference $\theta(\beta, \zeta)$. Its expression is:

$$\theta(\beta, \zeta) = \arctan \frac{2\zeta\beta}{1 - \beta^2}.$$



$\theta(\beta, \zeta)$ has a sharper variation around $\beta = 1$ for decreasing values of ζ , but it is apparent that, in the case of slightly damped structures, the response is approximately in phase for low frequencies of excitation, and in opposition for high frequencies. It is worth mentioning that for $\beta = 1$ we have that the response is in perfect quadrature with the load: this is very important to detect resonant response in dynamic tests of structures.

SDOF linear oscillator

Giacomo Boffi

Damped Response

EOM Damped

Particular Integral

Stationary Response

Phase Angle

Dynamic Magnification

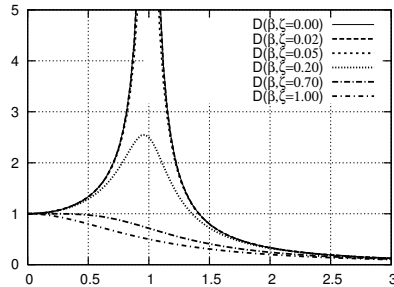
Exponential Load

Accelerometre, etc

Dynamic Magnification Ratio

The dynamic magnification factor, $D = D(\beta, \zeta)$, is the amplitude of the stationary response normalized with respect to Δ_{st} :

$$D(\beta, \zeta) = \frac{\sqrt{(1 - \beta^2)^2 + (2\beta\zeta)^2}}{(1 - \beta^2)^2 + (2\beta\zeta)^2} = \frac{1}{\sqrt{(1 - \beta^2)^2 + (2\beta\zeta)^2}}$$



- ▶ $D(\beta, \zeta)$ has larger peak values for decreasing values of ζ ,
- ▶ the approximate value of the peak, very good for a slightly damped structure, is $1/2\zeta$,
- ▶ for larger damping, peaks move toward the origin, until for $\zeta = \frac{1}{\sqrt{2}}$ the peak is in the origin,
- ▶ for dampings $\zeta > \frac{1}{\sqrt{2}}$ we have no peaks.

SDOF linear oscillator

Giacomo Boffi

Damped Response
EOM Damped
Particular Integral
Stationary Response
Phase Angle
Dynamic Magnification
Exponential Load
Accelerometre, etc

Dynamic Magnification Ratio (2)

The location of the response peak is given by the equation

$$\frac{dD(\beta, \zeta)}{d\beta} = 0, \quad \Rightarrow \quad \beta^3 + (2\zeta^2 - 1)\beta = 0$$

the 3 roots are

$$\beta_i = 0, \pm\sqrt{1 - 2\zeta^2}.$$

We are interested in a real, positive root, so we are restricted to $0 < \zeta \leq \frac{1}{\sqrt{2}}$. In this interval, substituting

$\beta = \sqrt{1 - 2\zeta^2}$ in the expression of the response ratio, we have

$$D_{max} = \frac{1}{2\zeta} \frac{1}{\sqrt{1 - \zeta^2}}.$$

For $\zeta = \frac{1}{\sqrt{2}}$ there is a maximum corresponding to $\beta = 0$.

Note that, for a relatively large damping ratio, $\zeta = 20\%$, the error of $1/2\zeta$ with respect to D_{max} is in the order of 2%.

SDOF linear oscillator

Giacomo Boffi

Damped Response
EOM Damped
Particular Integral
Stationary Response
Phase Angle
Dynamic Magnification
Exponential Load
Accelerometre, etc

Harmonic Exponential Load

Consider the *EOM* for a load modulated by an exponential of imaginary argument:

$$\ddot{x} + 2\zeta\omega_n\dot{x} + \omega_n^2x = \Delta_{st}\omega_n^2 \exp(i(\omega t - \phi)).$$

Note that the phase can be disregarded as we can represent its effects with a constant factor, as it is $\exp(i(\omega t - \phi)) = \exp(i\omega t)/\exp(i\phi)$.

The particular solution and its derivatives are

$$\xi = G \exp(i\omega t), \quad \dot{\xi} = i\omega G \exp(i\omega t), \quad \ddot{\xi} = -\omega^2 G \exp(i\omega t),$$

where G is a complex constant.

Substituting, dividing by ω_n^2 , removing the dependency on $\exp(i\omega t)$ and solving for G yields

$$G = \Delta_{st} \left[\frac{1}{(1 - \beta^2) + i(2\zeta\beta)} \right] = \Delta_{st} \left[\frac{(1 - \beta^2) - i(2\zeta\beta)}{(1 - \beta^2)^2 + (2\zeta\beta)^2} \right].$$

Notice how simpler it is to represent the stationary response of a damped oscillator using exponential harmonics.

SDOF linear oscillator

Giacomo Boffi

Damped Response
EOM Damped
Particular Integral
Stationary Response
Phase Angle
Dynamic Magnification
Exponential Load
Accelerometre, etc

Measuring Support Accelerations

We have seen that in seismic analysis the loading is proportional to the ground acceleration.

A simple oscillator, when properly damped, may serve the scope of measuring support accelerations.

SDOF linear oscillator

Giacomo Boffi

Damped Response
Accelerometre, etc
The Accelerometre
Measuring Displacements

Measuring Support Accelerations, 2

SDOF linear oscillator

Giacomo Boffi

Damped Response

Accelerometre, etc

The Accelerometre

Measuring Displacements

With the equation of motion valid for a harmonic support acceleration:

$$\ddot{x} + 2\zeta\beta\omega_n\dot{x} + \omega_n^2x = -a_g \sin \omega t,$$

the stationary response is $\xi = \frac{m a_g}{k} D(\beta, \zeta) \sin(\omega t - \theta)$.

If the damping ratio of the oscillator is $\zeta \approx 0.7$, then the

▶ **Dynamic Amplification** $D(\beta) \approx 1$ for $0.0 < \beta < 0.6!$

Oscillator's displacements will be proportional to the accelerations of the support for applied frequencies up to about six-tenths of the natural frequency of the instrument. Because you can record the 70% damped oscillator displacements mechanically or electronically, you can accurately measure one component of the ground acceleration, up to a frequency of the order of $0.6 \omega_n$. Books have been written on the *correction* of accelerometers' records to most accurately recover the real ground acceleration.

Measuring Displacements

SDOF linear oscillator

Giacomo Boffi

Damped Response

Accelerometre, etc

The Accelerometre

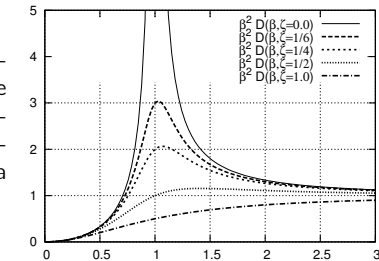
Measuring Displacements

Consider now a harmonic *displacement* of the support, $u_g(t) = u_g \sin \omega t$. The support acceleration (disregarding the sign) is $a_g(t) = \omega^2 u_g \sin \omega t$.

With the equation of motion: $\ddot{x} + 2\zeta\beta\omega_n\dot{x} + \omega_n^2x = -\omega^2 u_g \sin \omega t$, the stationary response is $\xi = u_g \beta^2 D(\beta, \zeta) \sin(\omega t - \theta)$.

Let's see a graph of the dynamic amplification factor derived above.

We see that the displacement of the instrument is approximately equal to the support displacement for all the excitation frequencies greater than the natural frequency of the instrument, for a damping ratio $\zeta \approx .5$.



It is possible to measure the support displacement measuring the deflection of the oscillator, within an almost constant scale factor, for excitation frequencies larger than ω_n .

Part III

Vibration Isolation

SDOF linear oscillator

Giacomo Boffi

Vibration Isolation

Vibration Isolation

SDOF linear oscillator

Giacomo Boffi

Vibration Isolation

Introduction

Force Isolation

Displacement Isolation

Isolation Effectiveness

Vibration isolation is a subject too broad to be treated in detail, we'll present the basic principles involved in two problems,

1. prevention of harmful vibrations in supporting structures due to oscillatory forces produced by operating equipment,
2. prevention of harmful vibrations in sensitive instruments due to vibrations of their supporting structures.

Force Isolation

SDOF linear oscillator

Giacomo Boffi

Vibration Isolation
Introduction
Force Isolation
Displacement Isolation
Isolation Effectiveness

Consider a rotating machine that produces an oscillatory force $p_0 \sin \omega t$ due to unbalance in its rotating part, that has a total mass m and is mounted on a spring-damper support.

Its steady-state relative displacement is given by

$$x_{s-s} = \frac{p_0}{k} D \sin(\omega t - \theta).$$

This result depend on the assumption that the supporting structure deflections are negligible respect to the relative system motion.

The steady-state spring and damper forces are

$$f_S = k x_{SS} = p_0 D \sin(\omega t - \theta),$$

$$f_D = c \dot{x}_{SS} = \frac{cp_0 D \omega}{k} \cos(\omega t - \theta) = 2 \zeta \beta p_0 D \cos(\omega t - \theta).$$

Transmitted force

SDOF linear oscillator

Giacomo Boffi

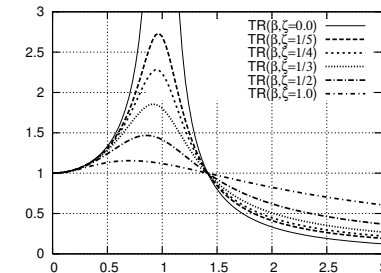
Vibration Isolation
Introduction
Force Isolation
Displacement Isolation
Isolation Effectiveness

The spring and damper forces are in quadrature, so the amplitude of the steady-state reaction force is given by

$$f_{\max} = p_0 D \sqrt{1 + (2\zeta\beta)^2}$$

The ratio of the maximum transmitted force to the amplitude of the applied force is the *transmissibility ratio* (TR),

$$TR = \frac{f_{\max}}{p_0} = D \sqrt{1 + (2\zeta\beta)^2}.$$



1. For $\beta < \sqrt{2}$, TR is always greater than 1: the transmitted force is amplified.
2. For $\beta > \sqrt{2}$, TR is always smaller than 1 and for the same β TR decreases with ζ .

Displacement Isolation

SDOF linear oscillator

Giacomo Boffi

Vibration Isolation
Introduction
Force Isolation
Displacement Isolation
Isolation Effectiveness

Another problem concerns the harmonic support motion $u_g(t) = u_{g_0} \exp i\omega t$ forcing a steady-state relative displacement of some supported (spring+damper) equipment of mass m (using exp notation) $x_{SS} = u_{g_0} \beta^2 D \exp i\omega t$, and the mass total displacement is given by

$$\begin{aligned} x_{\text{tot}} &= x_{s-s} + u_g(t) = u_{g_0} \left(\frac{\beta^2}{(1 - \beta^2) + 2i\zeta\beta} + 1 \right) \exp i\omega t \\ &= u_{g_0} (1 + 2i\zeta\beta) \frac{1}{(1 - \beta^2) + 2i\zeta\beta} \exp i\omega t \end{aligned}$$

but $1 + 2i\zeta\beta = \text{abs}(1 + 2i\zeta\beta) \exp i\varphi$ so

$$x_{\text{tot}} = u_{g_0} \sqrt{1 + (2\zeta\beta)^2} D \exp i(\omega t + \varphi).$$

If we define the transmissibility ratio TR as the ratio of the maximum total response to the support displacement amplitude, we find that, as in the previous case,

$$TR = D \sqrt{1 + (2\zeta\beta)^2}.$$

Isolation Effectiveness

SDOF linear oscillator

Giacomo Boffi

Vibration Isolation
Introduction
Force Isolation
Displacement Isolation
Isolation Effectiveness

Define the isolation effectiveness,

$$IE = 1 - TR,$$

IE=1 means complete isolation, i.e., $\beta = \infty$, while IE=0 is no isolation, and takes place for $\beta = \sqrt{2}$.

As effective isolation requires low damping, we can approximate $TR \approx 1/(\beta^2 - 1)$, in which case we have $IE = (\beta^2 - 2)/(\beta^2 - 1)$. Solving for β^2 , we have $\beta^2 = (2 - IE)/(1 - IE)$, but

$$\beta^2 = \omega^2 / \omega_n^2 = \omega^2 (m/k) = \omega^2 (W/gk) = \omega^2 (\Delta_{st}/g)$$

where W is the weight of the mass and Δ_{st} is the static deflection under self weight. Finally, from $\omega = 2\pi f$ we have

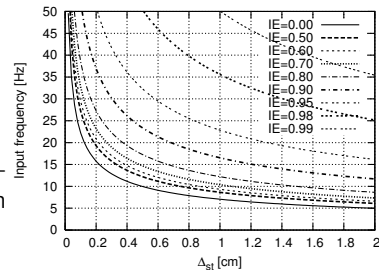
$$f = \frac{1}{2\pi} \sqrt{\frac{g}{\Delta_{st}} \frac{2 - IE}{1 - IE}}$$

Isolation Effectiveness (2)

The strange looking

$$f = \frac{1}{2\pi} \sqrt{\frac{g}{\Delta_{st}} \frac{2-IE}{1-IE}}$$

can be plotted f vs Δ_{st} for different values of IE, obtaining a design chart.



Knowing the frequency of excitation and the required level of vibration isolation efficiency (IE), one can determine the minimum static deflection (proportional to the spring flexibility) required to achieve the required IE. It is apparent that any isolation system must be very flexible to be effective.

SDOF linear oscillator

Giacomo Boffi

Vibration Isolation

Introduction

Force Isolation

Displacement Isolation

Isolation Effectiveness

SDOF linear oscillator

Giacomo Boffi

Evaluation of damping

Part IV

Evaluation of Viscous Damping Ratio

Evaluation of damping

The mass and stiffness of physical systems of interest are usually evaluated easily, but this is not feasible for damping, as the energy is dissipated by different mechanisms, some one not fully understood... it is even possible that dissipation cannot be described in term of viscous-damping. But it generally is possible to measure an equivalent viscous-damping ratio by experimental methods:

- ▶ free-vibration decay method,
- ▶ resonant amplification method,
- ▶ half-power (bandwidth) method,
- ▶ resonance cyclic energy loss method.

SDOF linear oscillator

Giacomo Boffi

Evaluation of damping

Introduction

Free vibration decay

Resonant amplification

Half Power

Resonance Energy Loss

SDOF linear oscillator

Giacomo Boffi

Evaluation of damping

Introduction

Free vibration decay

Resonant amplification

Half Power

Resonance Energy Loss

Free vibration decay

We already have discussed the free-vibration decay method,

$$\zeta = \frac{\delta_m}{2\pi m (\omega_n / \omega_D)}$$

with $\delta_m = \ln \frac{x_n}{x_{n+m}}$, *logarithmic decrement*. The method is simple and its requirements are minimal, but some care must be taken in the interpretation of free-vibration tests, because the damping ratio decreases with decreasing amplitudes of the response, meaning that for a very small amplitude of the motion the effective values of the damping can be underestimated.

Resonant amplification

SDOF linear oscillator

Giacomo Boffi

Evaluation of damping

Introduction
Free vibration decay
Resonant amplification
Half Power
Resonance Energy Loss

This method assumes that it is possible to measure the stiffness of the structure, and that damping is small. The experimenter (a) measures the steady-state response x_{ss} of a SDOF system under a harmonic loading for a number of different excitation frequencies (eventually using a smaller frequency step when close to the resonance), (b) finds the maximum value $D_{\max} = \frac{\max\{x_{ss}\}}{\Delta_{st}}$ of the dynamic magnification factor, (c) uses the approximate expression (good for small ζ) $D_{\max} = \frac{1}{2\zeta}$ to write

$$D_{\max} = \frac{1}{2\zeta} = \frac{\max\{x_{ss}\}}{\Delta_{st}}$$

and finally (d) has

$$\zeta = \frac{\Delta_{st}}{2 \max\{x_{ss}\}}.$$

The most problematic aspect here is getting a good estimate of Δ_{st} , if the results of a static test aren't available.

Half Power

SDOF linear oscillator

Giacomo Boffi

Evaluation of damping

Introduction
Free vibration decay
Resonant amplification
Half Power
Resonance Energy Loss

The adimensional frequencies where the response is $1/\sqrt{2}$ times the peak value can be computed from the equation

$$\frac{1}{\sqrt{(1-\beta^2)^2 + (2\beta\zeta)^2}} = \frac{1}{\sqrt{2}} \frac{1}{2\zeta\sqrt{1-\zeta^2}}$$

squaring both sides and solving for β^2 gives

$$\beta_{1,2}^2 = 1 - 2\zeta^2 \mp 2\zeta\sqrt{1-\zeta^2}$$

For small ζ we can use the binomial approximation and write

$$\beta_{1,2} = \left(1 - 2\zeta^2 \mp 2\zeta\sqrt{1-\zeta^2}\right)^{\frac{1}{2}} \approx 1 - \zeta^2 \mp \zeta\sqrt{1-\zeta^2}$$

Half power (2)

SDOF linear oscillator

Giacomo Boffi

Evaluation of damping

Introduction
Free vibration decay
Resonant amplification
Half Power
Resonance Energy Loss

From the approximate expressions for the difference of the half power frequency ratios,

$$\beta_2 - \beta_1 = 2\zeta\sqrt{1-\zeta^2} \approx 2\zeta$$

and their sum

$$\beta_2 + \beta_1 = 2(1 - \zeta^2) \approx 2$$

we can deduce that

$$\frac{\beta_2 - \beta_1}{\beta_2 + \beta_1} = \frac{f_2 - f_1}{f_2 + f_1} \approx \frac{2\zeta\sqrt{1-\zeta^2}}{2(1-\zeta^2)} \approx \zeta, \text{ or } \zeta \approx \frac{f_2 - f_1}{f_2 + f_1}$$

where f_1 , f_2 are the frequencies at which the steady state amplitudes equal $1/\sqrt{2}$ times the peak value, frequencies that can be determined from a dynamic test where detailed test data is available.

Resonance Cyclic Energy Loss

SDOF linear oscillator

Giacomo Boffi

Evaluation of damping

Introduction
Free vibration decay
Resonant amplification
Half Power
Resonance Energy Loss

If it is possible to determine the phase of the s-s response, it is possible to measure ζ from the amplitude ρ of the resonant response.

At resonance, the deflections and accelerations are in quadrature with the excitation, so that the external force is equilibrated *only* by the viscous force, as both elastic and inertial forces are also in quadrature with the excitation.

The equation of dynamic equilibrium is hence:

$$p_0 = c \dot{x} = 2\zeta\omega_n m (\omega_n \rho).$$

Solving for ζ we obtain:

$$\zeta = \frac{p_0}{2m\omega_n^2\rho}.$$