

SDOF linear oscillator Response to Harmonic Loading

Giacomo Boffi

<http://intranet.dica.polimi.it/people/boffi-giacomo>

Dipartimento di Ingegneria Civile Ambientale e Territoriale
Politecnico di Milano

March 10, 2017

Outline of parts 1 and 2

Response of an Undamped Oscillator to Harmonic Load

- The Equation of Motion of an Undamped Oscillator
- The Particular Integral
- Dynamic Amplification
- Response from Rest
- Resonant Response

Response of a Damped Oscillator to Harmonic Load

- The Equation of Motion for a Damped Oscillator
- The Particular Integral
- Stationary Response
- The Angle of Phase
- Dynamic Magnification
- Exponential Load of Imaginary Argument

Measuring Acceleration and Displacement

- The Accelerometre
- Measuring Displacements

Outline of parts 3 and 4

Vibration Isolation

- Introduction
- Force Isolation
- Displacement Isolation
- Isolation Effectiveness

Evaluation of damping

- Introduction
- Free vibration decay
- Resonant amplification
- Half Power
- Resonance Energy Loss

Part I

Response of an Undamped Oscillator to Harmonic Load

The Equation of Motion

The *SDOF* equation of motion for a harmonic loading is:

$$m \ddot{x} + k x = p_0 \sin \omega t.$$

The solution can be written, using superposition, as the free vibration solution plus a *particular solution*, $\xi = \xi(t)$

$$x(t) = A \sin \omega_n t + B \cos \omega_n t + \xi(t)$$

where $\xi(t)$ satisfies the equation of motion,

$$m \ddot{\xi} + k \xi = p_0 \sin \omega t.$$

The Equation of Motion

A particular solution can be written in terms of a harmonic function with the same circular frequency of the excitation, ω ,

$$\xi(t) = C \sin \omega t$$

whose second time derivative is

$$\ddot{\xi}(t) = -\omega^2 C \sin \omega t.$$

Substituting x and its derivative with ξ and simplifying the time dependency we get

$$C(k - \omega^2 m) = p_0,$$

$$C k(1 - \omega^2 m/k) = C k(1 - \omega^2/\omega_n^2) = p_0.$$

The Particular Integral

Starting from our last equation, $C(k - \omega^2 m) = p_0$, and introducing the *frequency ratio* $\beta = \omega/\omega_n$:

- ▶ solving for C we get $C = \frac{p_0}{k - \omega^2 m}$,
- ▶ collecting k in the right member divisor: $C = \frac{p_0}{k} \frac{1}{1 - \omega^2 \frac{m}{k}}$
- ▶ but $k/m = \omega_n^2$, so that, with $\beta = \omega/\omega_n$, we get: $C = \frac{p_0}{k} \frac{1}{1 - \beta^2}$.

We can now write the particular solution, with the dependencies on β singled out in the second factor:

$$\xi(t) = \frac{p_0}{k} \frac{1}{1 - \beta^2} \sin \omega t.$$

The general integral for $p(t) = p_0 \sin \omega t$ is hence

$$x(t) = A \sin \omega_n t + B \cos \omega_n t + \frac{p_0}{k} \frac{1}{1 - \beta^2} \sin \omega t.$$

SDOF linear oscillator

Giacomo Boffi

Undamped Response
EOM Undamped
The Particular Integral
Dynamic Amplification
Response from Rest
Resonant Response

Response Ratio and Dynamic Amplification Factor

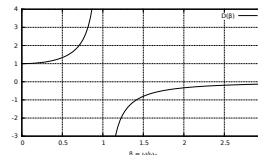
Introducing the *static deformation*, $\Delta_{st} = p_0/k$, and the *Response Ratio*, $R(t; \beta)$ the particular integral is

$$\xi(t) = \Delta_{st} R(t; \beta).$$

The Response Ratio is eventually expressed in terms of the *dynamic amplification factor* $D(\beta) = (1 - \beta^2)^{-1}$ as follows:

$$R(t; \beta) = \frac{1}{1 - \beta^2} \sin \omega t = D(\beta) \sin \omega t.$$

$D(\beta)$ is stationary and almost equal to 1 when $\omega \ll \omega_n$ (this is a *quasi-static* behaviour), it grows out of bound when $\beta \Rightarrow 1$ (resonance), it is negative for $\beta > 1$ and goes to 0 when $\omega \gg \omega_n$ (high-frequency loading).

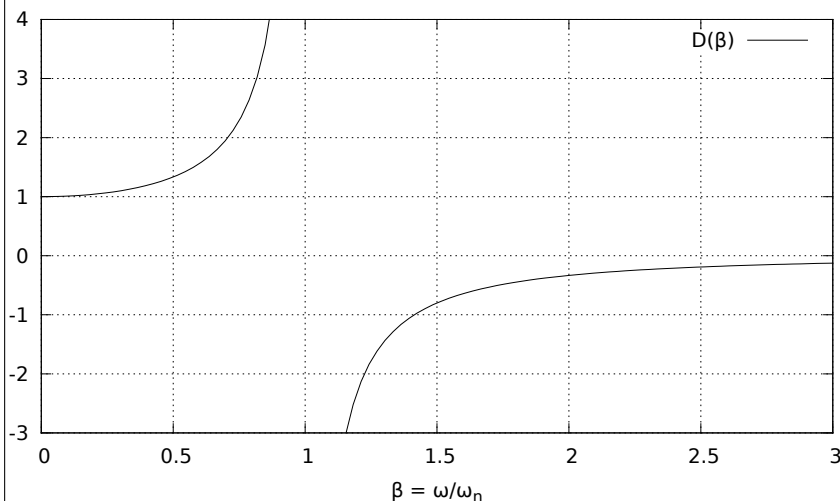


SDOF linear oscillator

Giacomo Boffi

Undamped Response
EOM Undamped
The Particular Integral
Dynamic Amplification
Response from Rest
Resonant Response

Dynamic Amplification Factor, the plot



SDOF linear oscillator

Giacomo Boffi

Undamped Response
EOM Undamped
The Particular Integral
Dynamic Amplification
Response from Rest
Resonant Response

Response from Rest Conditions

SDOF linear oscillator

Giacomo Boffi

Starting from rest conditions means that $x(0) = \dot{x}(0) = 0$. Let's start with $x(t)$, then evaluate $x(0)$ and finally equate this last expression to 0:

$$\begin{aligned}x(t) &= A \sin \omega_n t + B \cos \omega_n t + \Delta_{st} D(\beta) \sin \omega t, \\x(0) &= B = 0.\end{aligned}$$

We do as above for the velocity:

$$\begin{aligned}\dot{x}(t) &= \omega_n (A \cos \omega_n t - B \sin \omega_n t) + \Delta_{st} D(\beta) \omega \cos \omega t, \\ \dot{x}(0) &= \omega_n A + \omega \Delta_{st} D(\beta) = 0 \Rightarrow \\ \Rightarrow A &= -\Delta_{st} \frac{\omega}{\omega_n} D(\beta) = -\Delta_{st} \beta D(\beta)\end{aligned}$$

Substituting, A and B in $x(t)$ above, collecting Δ_{st} and $D(\beta)$ we have, for $p(t) = p_0 \sin \omega t$, the response from rest:

$$x(t) = \Delta_{st} D(\beta) (\sin \omega t - \beta \sin \omega_n t).$$

Undamped Response
EOM Undamped
The Particular Integral
Dynamic Amplification
Response from Rest
Resonant Response

Response from Rest Conditions, cont.

SDOF linear oscillator

Giacomo Boffi

Is it different when the load is $p(t) = p_0 \cos \omega t$?

You can easily show that, similar to the previous case,

$$x(t) = A \sin \omega_n t + B \cos \omega_n t + \Delta_{st} D(\beta) \cos \omega t$$

and, for a system starting from rest, the initial conditions are

$$\begin{aligned}x(0) &= B + \Delta_{st} D(\beta) = 0 \\ \dot{x}(0) &= A = 0\end{aligned}$$

giving $A = 0$, $B = -\Delta_{st} D(\beta)$ that substituted in the general integral lead to

$$x(t) = \Delta_{st} D(\beta) (\cos \omega t - \cos \omega_n t).$$

Undamped Response
EOM Undamped
The Particular Integral
Dynamic Amplification
Response from Rest
Resonant Response

Resonant Response from Rest Conditions

SDOF linear oscillator

Giacomo Boffi

We have seen that the response to harmonic loading with zero initial conditions is

$$x(t; \beta) = \Delta_{st} \frac{\sin \omega t - \beta \sin \omega_n t}{1 - \beta^2}.$$

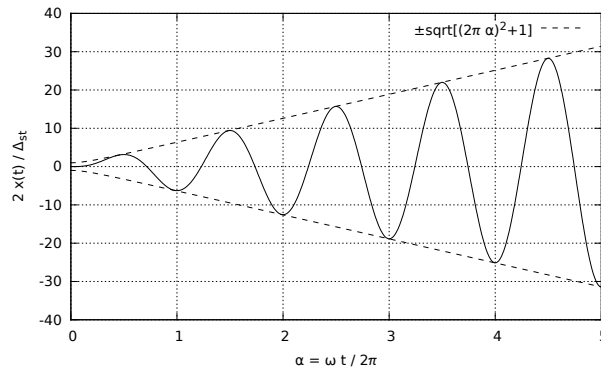
To determine resonant response, we compute the limit for $\beta \rightarrow 1$ using the *de l'Hôpital* rule (first, we write $\beta \omega_n$ in place of ω , finally we substitute $\omega_n = \omega$ as $\beta = 1$):

$$\begin{aligned}\lim_{\beta \rightarrow 1} x(t; \beta) &= \lim_{\beta \rightarrow 1} \Delta_{st} \frac{\partial(\sin \beta \omega_n t - \beta \sin \omega_n t) / \partial \beta}{\partial(1 - \beta^2) / \partial \beta} \\ &= \frac{\Delta_{st}}{2} (\sin \omega t - \omega t \cos \omega t).\end{aligned}$$

As you can see, there is a term in quadrature with the loading, whose amplitude grows linearly and without bounds.

Undamped Response
EOM Undamped
The Particular Integral
Dynamic Amplification
Response from Rest
Resonant Response

Resonant Response, the plot



$$\frac{2}{\Delta_{st}} x(t) = \sin \omega t - \omega t \cos \omega t = \sin 2\pi\alpha - 2\pi\alpha \cos 2\pi\alpha.$$

note that the amplitude \mathcal{A} of the *normalized* envelope, with respect to the normalized abscissa $\alpha = \omega t/2\pi$, is $\mathcal{A} = \sqrt{1 + (2\pi\alpha)^2}$ for large α $\rightarrow 2\pi\alpha$, as the two components of the response are in *quadrature*.

SDOF linear oscillator

Giacomo Boffi

Undamped Response
EOM Undamped
The Particular Integral
Dynamic Amplification
Response from Rest
Resonant Response

home work

Derive the expression for the resonant response with $p(t) = p_0 \cos \omega t$, $\omega = \omega_n$.

SDOF linear oscillator

Giacomo Boffi

Undamped Response
EOM Undamped
The Particular Integral
Dynamic Amplification
Response from Rest
Resonant Response

Part II

Response of the Damped Oscillator to Harmonic Loading

SDOF linear oscillator

Giacomo Boffi

Damped Response
Accelerometre, etc

The Equation of Motion for a Damped Oscillator

SDOF linear oscillator

Giacomo Boffi

The *SDOF* equation of motion for a harmonic loading is:

$$m \ddot{x} + c \dot{x} + k x = p_0 \sin \omega t.$$

A particular solution to this equation is a harmonic function not in phase with the input: $x(t) = G \sin(\omega t - \theta)$; it is however equivalent and convenient to write :

$$\xi(t) = G_1 \sin \omega t + G_2 \cos \omega t,$$

where we have simply a different formulation, no more in terms of amplitude and phase but in terms of the amplitudes of two harmonics in quadrature, as **in any case the particular integral depends on two free parameters.**

Damped Response

EOM Damped Particular Integral Stationary Response Phase Angle Dynamic Magnification Exponential Load

Accelerometre, etc

The Particular Integral

SDOF linear oscillator

Giacomo Boffi

Substituting $x(t)$ with $\xi(t)$, dividing by m it is

$$\ddot{\xi}(t) + 2\zeta\omega_n \dot{\xi}(t) + \omega_n^2 \xi(t) = \frac{p_0}{k} \frac{k}{m} \sin \omega t,$$

Substituting the most general expressions for the particular integral and its time derivatives

$$\begin{aligned} \xi(t) &= G_1 \sin \omega t + G_2 \cos \omega t, \\ \dot{\xi}(t) &= \omega (G_1 \cos \omega t - G_2 \sin \omega t), \\ \ddot{\xi}(t) &= -\omega^2 (G_1 \sin \omega t + G_2 \cos \omega t). \end{aligned}$$

in the above equation it is

$$\begin{aligned} -\omega^2 (G_1 \sin \omega t + G_2 \cos \omega t) + 2\zeta\omega_n \omega (G_1 \cos \omega t - G_2 \sin \omega t) + \\ + \omega_n^2 (G_1 \sin \omega t + G_2 \cos \omega t) = \Delta_{st} \omega_n^2 \sin \omega t \end{aligned}$$

Damped Response

EOM Damped Particular Integral Stationary Response Phase Angle Dynamic Magnification Exponential Load

Accelerometre, etc

The particular integral, 2

SDOF linear oscillator

Giacomo Boffi

Dividing our last equation by ω_n^2 and collecting $\sin \omega t$ and $\cos \omega t$ we obtain

$$\begin{aligned} (G_1(1 - \beta^2) - G_2 2\beta\zeta) \sin \omega t + \\ + (G_1 2\beta\zeta + G_2(1 - \beta^2)) \cos \omega t = \Delta_{st} \sin \omega t. \end{aligned}$$

Evaluating the eq. above for $t = \frac{\pi}{2\omega}$ and $t = 0$ we obtain a linear system of two equations in G_1 and G_2 :

$$\begin{aligned} G_1(1 - \beta^2) - G_2 2\zeta\beta &= \Delta_{st}. \\ G_1 2\zeta\beta + G_2(1 - \beta^2) &= 0. \end{aligned}$$

The determinant of the linear system is

$$\det = (1 - \beta^2)^2 + (2\zeta\beta)^2$$

and its solution is

$$G_1 = +\Delta_{st} \frac{(1 - \beta^2)}{\det}, \quad G_2 = -\Delta_{st} \frac{2\zeta\beta}{\det}.$$

Damped Response

EOM Damped Particular Integral Stationary Response Phase Angle Dynamic Magnification Exponential Load

Accelerometre, etc

The Particular Integral, 3

Substituting G_1 and G_2 in our expression of the particular integral it is

$$\xi(t) = \frac{\Delta_{st}}{\det} ((1 - \beta^2) \sin \omega t - 2\beta \zeta \cos \omega t).$$

The general integral for $p(t) = p_0 \sin \omega t$ is hence

$$x(t) = \exp(-\zeta \omega_n t) (A \sin \omega_D t + B \cos \omega_D t) + \Delta_{st} \frac{(1 - \beta^2) \sin \omega t - 2\beta \zeta \cos \omega t}{\det}$$

For $p(t) = p_{\sin} \sin \omega t + p_{\cos} \cos \omega t$, $\Delta_{\sin} = p_{\sin}/k$, $\Delta_{\cos} = p_{\cos}/k$ it is

$$x(t) = \exp(-\zeta \omega_n t) (A \sin \omega_D t + B \cos \omega_D t) + \Delta_{\sin} \frac{(1 - \beta^2) \sin \omega t - 2\beta \zeta \cos \omega t}{\det} + \Delta_{\cos} \frac{(1 - \beta^2) \cos \omega t + 2\beta \zeta \sin \omega t}{\det}.$$

SDOF linear oscillator

Giacomo Boffi

Damped Response
EOM Damped Particular Integral
Stationary Response
Phase Angle
Dynamic Magnification
Exponential Load
Accelerometre, etc

Stationary Response

Examination of the general integral

$$x(t) = \exp(-\zeta \omega_n t) (A \sin \omega_D t + B \cos \omega_D t) + \Delta_{st} \frac{(1 - \beta^2) \sin \omega t - 2\beta \zeta \cos \omega t}{\det}$$

shows that we have a *transient response*, that depends on the initial conditions and damps out for large values of the argument of the real exponential, and a so called *steady-state response*, corresponding to the particular integral, $x_{s-s}(t) \equiv \xi(t)$, that remains constant in amplitude and phase as long as the external loading is being applied. From an engineering point of view, we have a specific interest in the steady-state response, as it is the long term component of the response.

SDOF linear oscillator

Giacomo Boffi

Damped Response
EOM Damped Particular Integral
Stationary Response
Phase Angle
Dynamic Magnification
Exponential Load
Accelerometre, etc

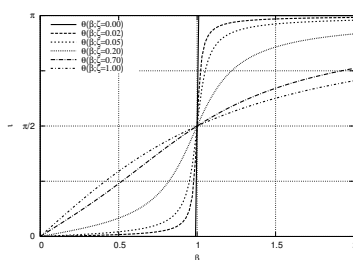
The Angle of Phase

To write the *stationary response* in terms of a *dynamic amplification factor*, it is convenient to reintroduce the amplitude and the phase difference θ and write:

$$\xi(t) = \Delta_{st} R(t; \beta, \zeta), \quad R = D(\beta, \zeta) \sin(\omega t - \theta).$$

Let's start analyzing the phase difference $\theta(\beta, \zeta)$. Its expression is:

$$\theta(\beta, \zeta) = \arctan \frac{2\zeta\beta}{1 - \beta^2}.$$



$\theta(\beta, \zeta)$ has a sharper variation around $\beta = 1$ for decreasing values of ζ , but it is apparent that, in the case of slightly damped structures, the response is approximately in phase for low frequencies of excitation, and in opposition for high frequencies. It is worth mentioning that for $\beta = 1$ we have that the response is in perfect quadrature with the load: this is very important to detect resonant response in dynamic tests of structures.

SDOF linear oscillator

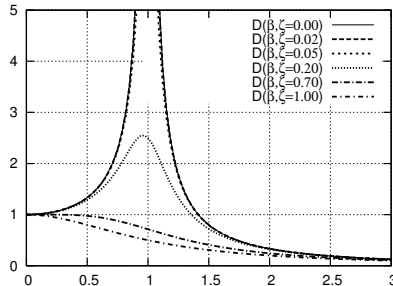
Giacomo Boffi

Damped Response
EOM Damped Particular Integral
Stationary Response
Phase Angle
Dynamic Magnification
Exponential Load
Accelerometre, etc

Dynamic Magnification Ratio

The dynamic magnification factor, $D = D(\beta, \zeta)$, is the amplitude of the stationary response normalized with respect to Δ_{st} :

$$D(\beta, \zeta) = \frac{\sqrt{(1 - \beta^2)^2 + (2\beta\zeta)^2}}{(1 - \beta^2)^2 + (2\beta\zeta)^2} = \frac{1}{\sqrt{(1 - \beta^2)^2 + (2\beta\zeta)^2}}$$



- ▶ $D(\beta, \zeta)$ has larger peak values for decreasing values of ζ ,
- ▶ the approximate value of the peak, very good for a slightly damped structure, is $1/2\zeta$,
- ▶ for larger damping, peaks move toward the origin, until for $\zeta = \frac{1}{\sqrt{2}}$ the peak is in the origin,
- ▶ for dampings $\zeta > \frac{1}{\sqrt{2}}$ we have no peaks.

SDOF linear oscillator

Giacomo Boffi

Damped Response
EOM Damped Particular Integral Stationary Response
Phase Angle
Dynamic Magnification
Exponential Load
Accelerometre, etc

Dynamic Magnification Ratio (2)

The location of the response peak is given by the equation

$$\frac{dD(\beta, \zeta)}{d\beta} = 0, \Rightarrow \beta^3 + (2\zeta^2 - 1)\beta = 0$$

the 3 roots are

$$\beta_i = 0, \pm\sqrt{1 - 2\zeta^2}.$$

We are interested in a real, positive root, so we are restricted to $0 < \zeta \leq \frac{1}{\sqrt{2}}$. In this interval, substituting $\beta = \sqrt{1 - 2\zeta^2}$ in the expression of the response ratio, we have

$$D_{\max} = \frac{1}{2\zeta} \frac{1}{\sqrt{1 - \zeta^2}}.$$

For $\zeta = \frac{1}{\sqrt{2}}$ there is a maximum corresponding to $\beta = 0$.

Note that, for a relatively large damping ratio, $\zeta = 20\%$, the error of $1/2\zeta$ with respect to D_{\max} is in the order of 2%.

SDOF linear oscillator

Giacomo Boffi

Damped Response
EOM Damped Particular Integral Stationary Response
Phase Angle
Dynamic Magnification
Exponential Load
Accelerometre, etc

Harmonic Exponential Load

Consider the *EOM* for a load modulated by an exponential of imaginary argument:

$$\ddot{x} + 2\zeta\omega_n\dot{x} + \omega_n^2x = \Delta_{st}\omega_n^2 \exp(i(\omega t - \phi)).$$

The particular solution and its derivatives are

$$\begin{aligned} \xi &= G \exp(i\omega t - i\phi), \\ \dot{\xi} &= i\omega G \exp(i\omega t - i\phi), \\ \ddot{\xi} &= -\omega^2 G \exp(i\omega t - i\phi), \end{aligned}$$

where G is a complex constant.

SDOF linear oscillator

Giacomo Boffi

Damped Response
EOM Damped Particular Integral Stationary Response
Phase Angle
Dynamic Magnification
Exponential Load
Accelerometre, etc

Harmonic Exponential Load

Substituting, dividing by ω_n^2 , removing the dependency on $\exp(i\omega t)$ and solving for G yields

$$G = \Delta_{st} \left[\frac{1}{(1 - \beta^2) + i(2\zeta\beta)} \right] = \Delta_{st} \left[\frac{(1 - \beta^2) - i(2\zeta\beta)}{(1 - \beta^2)^2 + (2\zeta\beta)^2} \right].$$

We can write

$$x_{s-s} = \Delta_{st} D(\beta, \zeta) \exp i\omega t$$

with

$$D(\beta, \zeta) = \frac{1}{(1 - \beta^2) + i(2\zeta\beta)}$$

It is simpler to represent the stationary response of a damped oscillator using the complex exponential representation.

SDOF linear oscillator

Giacomo Boffi

Damped Response
EOM Damped Particular Integral Stationary Response
Phase Angle
Dynamic Magnification
Exponential Load
Accelerometre, etc

Measuring Support Accelerations

We have seen that in seismic analysis the loading is proportional to the ground acceleration.

A simple oscillator, when properly damped, may serve the scope of measuring support accelerations.

SDOF linear oscillator

Giacomo Boffi

Damped Response
Accelerometre, etc
The Accelerometre
Measuring Displacements

Measuring Support Accelerations, 2

With the equation of motion valid for a harmonic support acceleration:

$$\ddot{x} + 2\zeta\beta\omega_n\dot{x} + \omega_n^2x = -a_g \sin \omega t,$$

the stationary response is $\xi = \frac{m a_g}{k} D(\beta, \zeta) \sin(\omega t - \theta)$.

If the damping ratio of the oscillator is $\zeta \approx 0.7$, then the

Dynamic Amplification $D(\beta) \approx 1$ for $0.0 < \beta < 0.6$.

Oscillator's displacements will be proportional to the accelerations of the support for applied frequencies up to about six-tenths of the natural frequency of the instrument.

As it is possible to record the oscillator displacements by means of electro-mechanical or electronic devices, it is hence possible to measure, within an almost constant scale factor, the ground accelerations component up to a frequency of the order of 60% of the natural frequency of the oscillator.

This is not the whole story, entire books have been written on the problem of exactly recovering the support acceleration from an accelerographic record.

SDOF linear oscillator

Giacomo Boffi

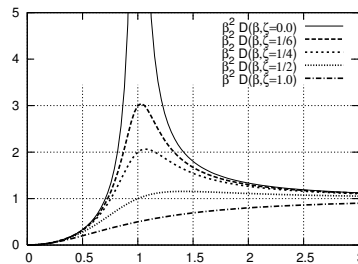
Damped Response
Accelerometre, etc
The Accelerometre
Measuring Displacements

Measuring Displacements

Consider now a harmonic *displacement* of the support, $u_g(t) = u_g \sin \omega t$. The support acceleration (disregarding the sign) is $a_g(t) = \omega^2 u_g \sin \omega t$.

With the equation of motion: $\ddot{x} + 2\zeta\beta\omega_n\dot{x} + \omega_n^2x = -\omega^2u_g \sin \omega t$, the stationary response is $\xi = u_g \beta^2 D(\beta, \zeta) \sin(\omega t - \theta)$.

Let's see a graph of the dynamic amplification factor derived above.



We see that the displacement of the instrument is approximately equal to the support displacement for all the excitation frequencies greater than the natural frequency of the instrument, for a damping ratio $\zeta \cong .5$.

It is possible to measure the support displacement measuring the deflection of the oscillator, within an almost constant scale factor, for excitation frequencies larger than ω_n .

SDOF linear oscillator

Giacomo Boffi

Damped Response

Accelerometre, etc

The Accelerometre Measuring Displacements

Part III

Vibration Isolation

SDOF linear oscillator

Giacomo Boffi

Vibration Isolation

Vibration Isolation

Vibration isolation is a subject too broad to be treated in detail, we'll present the basic principles involved in two problems,

1. prevention of harmful vibrations in supporting structures due to oscillatory forces produced by operating equipment,
2. prevention of harmful vibrations in sensitive instruments due to vibrations of their supporting structures.

SDOF linear oscillator

Giacomo Boffi

Vibration Isolation

Introduction
Force Isolation
Displacement Isolation
Isolation Effectiveness

Force Isolation

SDOF linear oscillator

Giacomo Boffi

Consider a rotating machine that produces an oscillatory force $p_0 \sin \omega t$ due to unbalance in its rotating part, that has a total mass m and is mounted on a spring-damper support. Its steady-state relative displacement is given by

$$x_{s-s} = \frac{p_0}{k} D \sin(\omega t - \theta).$$

This result depends on the assumption that the supporting structure deflections are negligible respect to the relative system motion.

The steady-state spring and damper forces are

$$f_S = k x_{ss} = p_0 D \sin(\omega t - \theta),$$

$$f_D = c \dot{x}_{ss} = \frac{c p_0 D \omega}{k} \cos(\omega t - \theta) = 2 \zeta \beta p_0 D \cos(\omega t - \theta).$$

Vibration Isolation
Introduction
Force Isolation
Displacement Isolation
Effectiveness

Transmitted force

SDOF linear oscillator

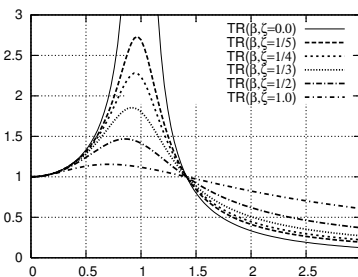
Giacomo Boffi

The spring and damper forces are in quadrature, so the amplitude of the steady-state reaction force is given by

$$f_{\max} = p_0 D \sqrt{1 + (2\zeta\beta)^2}$$

The ratio of the maximum transmitted force to the amplitude of the applied force is the *transmissibility ratio* (TR),

$$TR = \frac{f_{\max}}{p_0} = D \sqrt{1 + (2\zeta\beta)^2}.$$



1. For $\beta < \sqrt{2}$, $TR \geq 1$, the transmitted force is not reduced.
2. For $\beta > \sqrt{2}$, $TR < 1$, note that for the same β TR is larger for larger values of ζ .

Vibration Isolation
Introduction
Force Isolation
Displacement Isolation
Effectiveness

Displacement Isolation

SDOF linear oscillator

Giacomo Boffi

Dual to force transmission there is the problem of the steady-state total displacements of a mass m , supported by a suspension system (i.e., spring+damper) and subjected to a harmonic motion of its base.

Let's write the base motion using the exponential notation, $u_g(t) = u_{g0} \exp i\omega t$.

The apparent force is $p_{\text{eff}} = m\omega^2 u_{g0} \exp i\omega t$ and the steady state relative displacement is $x_{ss} = u_{g0} \beta^2 D \exp i\omega t$.

The mass total displacement is given by

$$\begin{aligned} x_{\text{tot}} &= x_{s-s} + u_g(t) = u_{g0} \left(\frac{\beta^2}{(1 - \beta^2) + 2i\zeta\beta} + 1 \right) \exp i\omega t \\ &= u_{g0} (1 + 2i\zeta\beta) \frac{1}{(1 - \beta^2) + 2i\zeta\beta} \exp i\omega t \\ &= u_{g0} \sqrt{1 + (2\zeta\beta)^2} D \exp i(\omega t - \varphi). \end{aligned}$$

If we define the transmissibility ratio TR as the ratio of the maximum total response to the support displacement amplitude, we find that, as in the previous case,

$$TR = D \sqrt{1 + (2\zeta\beta)^2}.$$

Vibration Isolation
Introduction
Displacement Isolation
Effectiveness

Isolation Effectiveness

SDOF linear oscillator

Giacomo Boffi

Define the isolation effectiveness,

$$IE = 1 - TR,$$

$IE=1$ means complete isolation, i.e., $\beta = \infty$, while $IE=0$ is no isolation, and takes place for $\beta = \sqrt{2}$.

As effective isolation requires low damping, we can approximate $TR \approx 1/(\beta^2 - 1)$, in which case we have $IE = (\beta^2 - 2)/(\beta^2 - 1)$. Solving for β^2 , we have $\beta^2 = (2 - IE)/(1 - IE)$, but

$$\beta^2 = \omega^2/\omega_n^2 = \omega^2 (m/k) = \omega^2 (W/gk) = \omega^2 (\Delta_{st}/g)$$

where W is the weight of the mass and Δ_{st} is the static deflection under self weight. Finally, from $\omega = 2\pi f$ we have

$$f = \frac{1}{2\pi} \sqrt{\frac{g}{\Delta_{st}} \frac{2 - IE}{1 - IE}}$$

Vibration Isolation
Introduction
Force Isolation
Displacement Isolation
Isolation Effectiveness

Isolation Effectiveness (2)

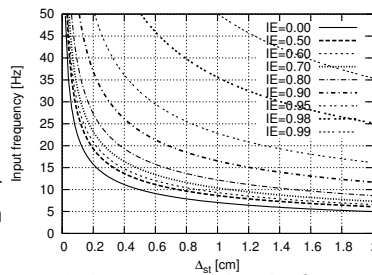
SDOF linear oscillator

Giacomo Boffi

The strange looking

$$f = \frac{1}{2\pi} \sqrt{\frac{g}{\Delta_{st}} \frac{2 - IE}{1 - IE}}$$

can be plotted f vs Δ_{st} for different values of IE , obtaining a design chart.



Knowing the frequency of excitation and the required level of vibration isolation efficiency (IE), one can determine the minimum static deflection (proportional to the spring flexibility) required to achieve the required IE . It is apparent that any isolation system must be very flexible to be effective.

Vibration Isolation
Introduction
Force Isolation
Displacement Isolation
Isolation Effectiveness

Part IV

Evaluation of Viscous Damping Ratio

SDOF linear oscillator

Giacomo Boffi

Evaluation of damping

Evaluation of damping

SDOF linear oscillator

Giacomo Boffi

The mass and stiffness of physical systems of interest are usually evaluated easily, but this is not feasible for damping, as the energy is dissipated by different mechanisms, some one not fully understood... it is even possible that dissipation cannot be described in terms of viscous-damping, but it generally is possible to measure an equivalent viscous-damping ratio by experimental methods:

- ▶ free-vibration decay method,
- ▶ resonant amplification method,
- ▶ half-power (bandwidth) method,
- ▶ resonance cyclic energy loss method.

Evaluation of damping

Introduction

Free vibration decay

Resonant amplification

Half Power

Resonance Energy Loss

Free vibration decay

SDOF linear oscillator

Giacomo Boffi

We already have discussed the free-vibration decay method,

$$\zeta = \frac{\delta_s}{2\pi s (\omega_n/\omega_D)} = \frac{\delta_s}{2s\pi} \sqrt{1 - \zeta^2}$$

with $\delta_s = \ln \frac{x_r}{x_{r+s}}$, *logarithmic decrement*. The method is simple and its requirements are minimal, but some care must be taken in the interpretation of free-vibration tests, because the damping ratio decreases with decreasing amplitudes of the response, meaning that for a very small amplitude of the motion the effective values of the damping can be underestimated.

Evaluation of damping

Introduction

Free vibration decay

Resonant amplification

Half Power

Resonance Energy Loss

Resonant amplification

SDOF linear oscillator

Giacomo Boffi

This method assumes that it is possible to measure the stiffness of the structure, and that damping is small. The experimenter (a) measures the steady-state response x_{ss} of a SDOF system under a harmonic loading for a number of different excitation frequencies (eventually using a smaller frequency step when close to the resonance), (b) finds the maximum value $D_{\max} = \frac{\max\{x_{ss}\}}{\Delta_{st}}$ of the dynamic magnification factor, (c) uses the approximate expression (good for small ζ) $D_{\max} = \frac{1}{2\zeta}$ to write

$$D_{\max} = \frac{1}{2\zeta} = \frac{\max\{x_{ss}\}}{\Delta_{st}}$$

and finally (d) has

$$\zeta = \frac{\Delta_{st}}{2 \max\{x_{ss}\}}.$$

The most problematic aspect here is getting a good estimate of Δ_{st} , if the results of a static test aren't available.

Evaluation of damping

Introduction

Free vibration decay

Resonant amplification

Half Power

Resonance Energy Loss

Half Power

SDOF linear oscillator

Giacomo Boffi

The adimensional frequencies where the response is $1/\sqrt{2}$ times the peak value can be computed from the equation

$$\frac{1}{\sqrt{(1-\beta^2)^2 + (2\beta\zeta)^2}} = \frac{1}{\sqrt{2}} \frac{1}{2\zeta\sqrt{1-\zeta^2}}$$

squaring both sides and solving for β^2 gives

$$\beta_{1,2}^2 = 1 - 2\zeta^2 \mp 2\zeta\sqrt{1-\zeta^2}$$

For small ζ we can use the binomial approximation and write

$$\beta_{1,2} = \left(1 - 2\zeta^2 \mp 2\zeta\sqrt{1-\zeta^2}\right)^{\frac{1}{2}} \approx 1 - \zeta^2 \mp \zeta\sqrt{1-\zeta^2}$$

Evaluation of damping
Introduction
Free vibration decay
Resonant amplification
Half Power
Resonance Energy Loss

Half power (2)

SDOF linear oscillator

Giacomo Boffi

From the approximate expressions for the difference of the half power frequency ratios,

$$\beta_2 - \beta_1 = 2\zeta\sqrt{1-\zeta^2} \approx 2\zeta$$

and their sum

$$\beta_2 + \beta_1 = 2(1 - \zeta^2) \approx 2$$

we can deduce that

$$\frac{\beta_2 - \beta_1}{\beta_2 + \beta_1} = \frac{f_2 - f_1}{f_2 + f_1} \approx \frac{2\zeta\sqrt{1-\zeta^2}}{2(1-\zeta^2)} \approx \zeta, \text{ or } \zeta \approx \frac{f_2 - f_1}{f_2 + f_1}$$

where f_1 , f_2 are the frequencies at which the steady state amplitudes equal $1/\sqrt{2}$ times the peak value, frequencies that can be determined from a dynamic test where detailed test data is available.

Evaluation of damping
Introduction
Free vibration decay
Resonant amplification
Half Power
Resonance Energy Loss

Resonance Cyclic Energy Loss

SDOF linear oscillator

Giacomo Boffi

If it is possible to determine the phase of the s-s response, it is possible to measure ζ from the amplitude ρ of the resonant response. At resonance, the deflections and accelerations are in quadrature with the excitation, so that the external force is equilibrated *only* by the viscous force, as both elastic and inertial forces are also in quadrature with the excitation.

The equation of dynamic equilibrium is hence:

$$p_0 = c \dot{x} = 2\zeta\omega_n m (\omega_n \rho).$$

Solving for ζ we obtain:

$$\zeta = \frac{p_0}{2m\omega_n^2 \rho}.$$

Evaluation of damping
Introduction
Free vibration decay
Resonant amplification
Half Power
Resonance Energy Loss