

# Structural Matrices in *MDOF* Systems

Giacomo Boffi

<http://intranet.dica.polimi.it/people/boffi-giacomo>

Dipartimento di Ingegneria Civile Ambientale e Territoriale  
Politecnico di Milano

March 31, 2020

Structural  
Matrices

Giacomo Boffi

Introductory  
Remarks

Structural  
Matrices

Evaluation of  
Structural  
Matrices

Choice of  
Property  
Formulation

## Outline

Introductory Remarks

Structural Matrices

Evaluation of Structural Matrices

Choice of Property Formulation

Structural  
Matrices

Giacomo Boffi

Introductory  
Remarks

Structural  
Matrices

Evaluation of  
Structural  
Matrices

Choice of  
Property  
Formulation

## Introductory Remarks

Today we will study the properties of structural matrices, that is the operators that relate the vector of system coordinates  $\mathbf{x}$  and its time derivatives  $\dot{\mathbf{x}}$  and  $\ddot{\mathbf{x}}$  to the forces acting on the system nodes,  $\mathbf{f}_S$ ,  $\mathbf{f}_D$  and  $\mathbf{f}_I$ , respectively.

In the end, we will see again the solution of a *MDOF* problem by superposition, and in general today we will revisit many of the subjects of our previous class.

Structural  
Matrices

Giacomo Boffi

Introductory  
Remarks

Structural  
Matrices

Evaluation of  
Structural  
Matrices

Choice of  
Property  
Formulation

## Section 2

### Structural Matrices

#### Introductory Remarks

#### Structural Matrices

Orthogonality Relationships  
Additional Orthogonality Relationships

#### Evaluation of Structural Matrices

#### Choice of Property Formulation

### Structural Matrices

We already met the mass and the stiffness matrix,  $\mathbf{M}$  and  $\mathbf{K}$ , and tangentially we introduced also the damping matrix  $\mathbf{C}$ .

We have seen that these matrices express the linear relation that holds between the vector of system coordinates  $\mathbf{x}$  and its time derivatives  $\dot{\mathbf{x}}$  and  $\ddot{\mathbf{x}}$  to the forces acting on the system nodes,  $\mathbf{f}_S$ ,  $\mathbf{f}_D$  and  $\mathbf{f}_I$ , elastic, damping and inertial force vectors.

$$\mathbf{M} \ddot{\mathbf{x}} + \mathbf{C} \dot{\mathbf{x}} + \mathbf{K} \mathbf{x} = \mathbf{p}(t)$$
$$\mathbf{f}_I + \mathbf{f}_D + \mathbf{f}_S = \mathbf{p}(t)$$

Also, we know that  $\mathbf{M}$  and  $\mathbf{K}$  are symmetric and definite positive, and that it is possible to uncouple the equation of motion expressing the system coordinates in terms of the *eigenvectors*,  $\mathbf{x}(t) = \sum q_i \boldsymbol{\psi}_i$ , where the  $q_i$  are the *modal coordinates* and the eigenvectors  $\boldsymbol{\psi}_i$  are the non-trivial solutions to the equation of free vibrations,

$$(\mathbf{K} - \omega^2 \mathbf{M}) \boldsymbol{\psi} = \mathbf{0}$$

#### Structural Matrices

Giacomo Boffi

#### Introductory Remarks

#### Structural Matrices

Orthogonality Relationships  
Additional Orthogonality Relationships

#### Evaluation of Structural Matrices

#### Choice of Property Formulation

### Free Vibrations

From the homogeneous, undamped problem

$$\mathbf{M} \ddot{\mathbf{x}} + \mathbf{K} \mathbf{x} = \mathbf{0}$$

introducing separation of variables

$$\mathbf{x}(t) = \boldsymbol{\psi} (A \sin \omega t + B \cos \omega t)$$

we wrote the homogeneous linear system

$$(\mathbf{K} - \omega^2 \mathbf{M}) \boldsymbol{\psi} = \mathbf{0}$$

whose non-trivial solutions  $\boldsymbol{\psi}_i$  for  $\omega_i^2$  such that  $\|\mathbf{K} - \omega_i^2 \mathbf{M}\| = 0$  are the eigenvectors. It was demonstrated that, for each pair of distinct *eigenvalues*  $\omega_r^2$  and  $\omega_s^2$ , the corresponding eigenvectors obey the orthogonality condition,

$$\boldsymbol{\psi}_s^T \mathbf{M} \boldsymbol{\psi}_r = \delta_{rs} M_r, \quad \boldsymbol{\psi}_s^T \mathbf{K} \boldsymbol{\psi}_r = \delta_{rs} \omega_r^2 M_r.$$

#### Structural Matrices

Giacomo Boffi

#### Introductory Remarks

#### Structural Matrices

Orthogonality Relationships  
Additional Orthogonality Relationships

#### Evaluation of Structural Matrices

#### Choice of Property Formulation

## Additional Orthogonality Relationships

Starting from the equation of free vibrations (EOFV)

$$\mathbf{K} \boldsymbol{\psi}_s = \omega_s^2 \mathbf{M} \boldsymbol{\psi}_s,$$

pre-multiplying both members by  $\boldsymbol{\psi}_r^T \mathbf{K} \mathbf{M}^{-1}$  we have

$$\boldsymbol{\psi}_r^T \mathbf{K} \mathbf{M}^{-1} \mathbf{K} \boldsymbol{\psi}_s = \omega_s^2 \boldsymbol{\psi}_r^T \mathbf{K} \boldsymbol{\psi}_s = \omega_s^4 \boldsymbol{\psi}_r^T \mathbf{M} \boldsymbol{\psi}_s = \delta_{rs} \omega_r^4 M_r.$$

Pre-multiplying both members of the EOFV by  $\boldsymbol{\psi}_r^T \mathbf{K} \mathbf{M}^{-1} \mathbf{K} \mathbf{M}^{-1}$  we have (compare with our previous result)

$$\boldsymbol{\psi}_r^T \mathbf{K} \mathbf{M}^{-1} \mathbf{K} \mathbf{M}^{-1} \mathbf{K} \boldsymbol{\psi}_s = \omega_s^2 \boldsymbol{\psi}_r^T \mathbf{K} \mathbf{M}^{-1} \mathbf{K} \boldsymbol{\psi}_s = \delta_{rs} \omega_r^6 M_r$$

and, generalizing,

$$\boldsymbol{\psi}_r^T (\mathbf{K} \mathbf{M}^{-1})^b \mathbf{K} \boldsymbol{\psi}_s = \delta_{rs} (\omega_r^2)^{b+1} M_r.$$

**Structural  
Matrices**

Giacomo Boffi

Introductory  
Remarks

**Structural  
Matrices**

Orthogonality  
Relationships

**Additional  
Orthogonality  
Relationships**

Evaluation of  
Structural  
Matrices

Choice of  
Property  
Formulation

## Additional Relationships, 2

Let's rearrange the equation of free vibrations

$$\mathbf{M} \boldsymbol{\psi}_s = \omega_s^{-2} \mathbf{K} \boldsymbol{\psi}_s.$$

Pre-multiplying both members by  $\boldsymbol{\psi}_r^T \mathbf{M} \mathbf{K}^{-1}$  we have

$$\boldsymbol{\psi}_r^T \mathbf{M} \mathbf{K}^{-1} \mathbf{M} \boldsymbol{\psi}_s = \omega_s^{-2} \boldsymbol{\psi}_r^T \mathbf{M} \boldsymbol{\psi}_s = \delta_{rs} \frac{M_s}{\omega_s^2}.$$

Pre-multiplying both members of the EOFV by  $\boldsymbol{\psi}_r^T (\mathbf{M} \mathbf{K}^{-1})^2$  we have

$$\boldsymbol{\psi}_r^T (\mathbf{M} \mathbf{K}^{-1})^2 \mathbf{M} \boldsymbol{\psi}_s = \omega_s^{-2} \boldsymbol{\psi}_r^T \mathbf{M} \mathbf{K}^{-1} \mathbf{M} \boldsymbol{\psi}_s = \delta_{rs} \frac{M_s}{\omega_s^4}$$

and, generalizing,

$$\boldsymbol{\psi}_r^T (\mathbf{M} \mathbf{K}^{-1})^b \mathbf{M} \boldsymbol{\psi}_s = \delta_{rs} \frac{M_s}{\omega_s^{2b}}$$

**Structural  
Matrices**

Giacomo Boffi

Introductory  
Remarks

**Structural  
Matrices**

Orthogonality  
Relationships

**Additional  
Orthogonality  
Relationships**

Evaluation of  
Structural  
Matrices

Choice of  
Property  
Formulation

## Additional Relationships, 3

Defining  $X^{(k)} = \mathbf{M} (\mathbf{M}^{-1} \mathbf{K})^k$  we have

$$\begin{cases} \boldsymbol{\psi}_r^T X^{(0)} \boldsymbol{\psi}_s = \boldsymbol{\psi}_r^T \mathbf{M} \boldsymbol{\psi}_s & = \delta_{rs} (\omega_s^2)^0 M_s \\ \boldsymbol{\psi}_r^T X^{(1)} \boldsymbol{\psi}_s = \boldsymbol{\psi}_r^T \mathbf{K} \boldsymbol{\psi}_s & = \delta_{rs} (\omega_s^2)^1 M_s \\ \boldsymbol{\psi}_r^T X^{(2)} \boldsymbol{\psi}_s = \boldsymbol{\psi}_r^T (\mathbf{K} \mathbf{M}^{-1})^1 \mathbf{K} \boldsymbol{\psi}_s & = \delta_{rs} (\omega_s^2)^2 M_s \\ \dots & \\ \boldsymbol{\psi}_r^T X^{(n)} \boldsymbol{\psi}_s = \boldsymbol{\psi}_r^T (\mathbf{K} \mathbf{M}^{-1})^{n-1} \mathbf{K} \boldsymbol{\psi}_s & = \delta_{rs} (\omega_s^2)^n M_s \end{cases}$$

Observing that  $(\mathbf{M}^{-1} \mathbf{K})^{-1} = (\mathbf{K}^{-1} \mathbf{M})^1$

$$\begin{cases} \boldsymbol{\psi}_r^T X^{(-1)} \boldsymbol{\psi}_s = \boldsymbol{\psi}_r^T (\mathbf{M} \mathbf{K}^{-1})^1 \mathbf{M} \boldsymbol{\psi}_s & = \delta_{rs} (\omega_s^2)^{-1} M_s \\ \dots & \\ \boldsymbol{\psi}_r^T X^{(-n)} \boldsymbol{\psi}_s = \boldsymbol{\psi}_r^T (\mathbf{M} \mathbf{K}^{-1})^n \mathbf{M} \boldsymbol{\psi}_s & = \delta_{rs} (\omega_s^2)^{-n} M_s \end{cases}$$

We can conclude that the eigenvectors are orthogonal with respect to an infinite number of matrices  $X^{(k)}$  ( $\mathbf{M}$  and  $\mathbf{K}$  being two particular cases):

$$\boldsymbol{\psi}_r^T X^{(k)} \boldsymbol{\psi}_s = \delta_{rs} \omega_s^{2k} M_s \quad \text{for } k = -\infty, \dots, \infty.$$

**Structural  
Matrices**

Giacomo Boffi

Introductory  
Remarks

**Structural  
Matrices**

Orthogonality  
Relationships

**Additional  
Orthogonality  
Relationships**

Evaluation of  
Structural  
Matrices

Choice of  
Property  
Formulation

## Evaluation of Structural Matrices

### Introductory Remarks

### Structural Matrices

#### Evaluation of Structural Matrices

Flexibility Matrix  
Example  
Stiffness Matrix  
Mass Matrix  
Damping Matrix  
Geometric Stiffness  
External Loading

## Flexibility

Given a system whose state is determined by the generalized displacements  $x_j$  of a set of nodes, we define the flexibility coefficient  $f_{jk}$  as the deflection, in direction of  $x_j$ , due to the application of a unit force in correspondance of the displacement  $x_k$ . Given a load vector  $\mathbf{p} = \{p_k\}$ , the displacement  $x_j$  is

$$x_j = \sum f_{jk} p_k$$

or, in vector notation,

$$\mathbf{x} = \mathbf{F} \mathbf{p}$$

The matrix  $\mathbf{F} = [f_{jk}]$  is the *flexibility matrix*.

In general, the dynamic degrees of freedom correspond to the points where there is

- application of external forces and/or
- presence of inertial forces.

#### Structural Matrices

Giacomo Boffi

Introductory Remarks

Structural Matrices

Evaluation of Structural Matrices

Flexibility Matrix

Example

Stiffness Matrix

Mass Matrix

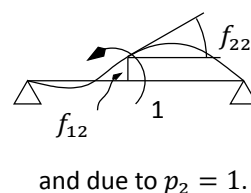
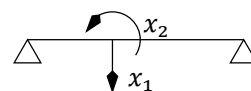
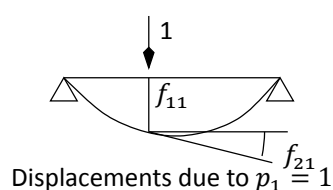
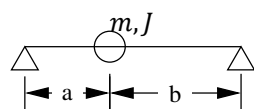
Damping Matrix

Geometric Stiffness

External Loading

Choice of Property Formulation

## Example



#### Structural Matrices

Giacomo Boffi

Introductory Remarks

Structural Matrices

Evaluation of Structural Matrices

Flexibility Matrix

Example

Stiffness Matrix

Mass Matrix

Damping Matrix

Geometric Stiffness

External Loading

Choice of Property Formulation

## Elastic Forces

Momentarily disregarding inertial effects, each node shall be in equilibrium under the action of the external forces and the elastic forces, hence taking into accounts all the nodes, all the external forces and all the elastic forces it is possible to write the vector equation of equilibrium

$$\mathbf{p} = \mathbf{f}_S$$

and, substituting in the previous vector expression of the displacements

$$\mathbf{x} = \mathbf{F} \mathbf{f}_S$$

### Structural Matrices

Giacomo Boffi

Introductory Remarks

Structural Matrices

Evaluation of Structural Matrices

Flexibility Matrix

Example

Stiffness Matrix

Mass Matrix

Damping Matrix

Geometric Stiffness

External Loading

Choice of Property Formulation

## Stiffness Matrix

The *stiffness matrix*  $\mathbf{K}$  can be simply defined as the inverse of the flexibility matrix  $\mathbf{F}$ ,

$$\mathbf{K} = \mathbf{F}^{-1}.$$

To understand our formal definition, we must consider an unary vector of displacements,

$$\mathbf{e}^{(i)} = \{\delta_{ij}\}, \quad j = 1, \dots, N,$$

and the vector of nodal forces  $\mathbf{k}_i$  that, applied to the structure, produces the displacements  $\mathbf{e}^{(i)}$

$$\mathbf{F} \mathbf{k}_i = \mathbf{e}^{(i)}, \quad i = 1, \dots, N.$$

### Structural Matrices

Giacomo Boffi

Introductory Remarks

Structural Matrices

Evaluation of Structural Matrices

Flexibility Matrix

Example

Stiffness Matrix

Strain Energy

Symmetry

Direct Assemblage

Example

Mass Matrix

Damping Matrix

Geometric Stiffness

External Loading

Choice of Property Formulation

## Stiffness Matrix

Collecting all the ordered  $\mathbf{e}^{(i)}$  in a matrix  $\mathbf{E}$ , it is clear that  $\mathbf{E} \equiv \mathbf{I}$  and we have, writing all the equations at once,

$$\mathbf{F} [\mathbf{k}_i] = [\mathbf{e}^{(i)}] = \mathbf{E} = \mathbf{I}.$$

Collecting the ordered force vectors in a matrix  $\mathbf{K} = [\vec{k}_i]$  we have

$$\mathbf{F} \mathbf{K} = \mathbf{I}, \quad \Rightarrow \quad \mathbf{K} = \mathbf{F}^{-1},$$

giving a physical interpretation to the columns of the stiffness matrix.

Finally, writing the nodal equilibrium, we have

$$\mathbf{p} = \mathbf{f}_S = \mathbf{K} \mathbf{x}.$$

### Structural Matrices

Giacomo Boffi

Introductory Remarks

Structural Matrices

Evaluation of Structural Matrices

Flexibility Matrix

Example

Stiffness Matrix

Strain Energy

Symmetry

Direct Assemblage

Example

Mass Matrix

Damping Matrix

Geometric Stiffness

External Loading

Choice of Property Formulation

## Strain Energy

The elastic strain energy  $V$  can be written in terms of displacements and external forces,

$$V = \frac{1}{2} \mathbf{p}^T \mathbf{x} = \frac{1}{2} \begin{pmatrix} \mathbf{p}^T \mathbf{F} \mathbf{p}, \\ \mathbf{x}^T \mathbf{K} \mathbf{x}. \\ \mathbf{p}^T \end{pmatrix}$$

Because the elastic strain energy of a stable system is always greater than zero,  $\mathbf{K}$  is a positive definite matrix.

On the other hand, for an unstable system, think of a compressed beam, there are displacement patterns that are associated to zero strain energy.

### Structural Matrices

Giacomo Boffi

Introductory Remarks

Structural Matrices

Evaluation of Structural Matrices

Flexibility Matrix Example

Stiffness Matrix

Strain Energy

Symmetry

Direct Assemblage

Example

Mass Matrix

Damping Matrix

Geometric Stiffness

External Loading

Choice of Property Formulation

## Symmetry

Two sets of loads  $\mathbf{p}^A$  and  $\mathbf{p}^B$  are applied, one after the other, to an elastic system; the work done is

$$V_{AB} = \frac{1}{2} \mathbf{p}^{A^T} \mathbf{x}^A + \mathbf{p}^{A^T} \mathbf{x}^B + \frac{1}{2} \mathbf{p}^{B^T} \mathbf{x}^B.$$

If we revert the order of application the work is

$$V_{BA} = \frac{1}{2} \mathbf{p}^{B^T} \mathbf{x}^B + \mathbf{p}^{B^T} \mathbf{x}^A + \frac{1}{2} \mathbf{p}^{A^T} \mathbf{x}^A.$$

The total work being independent of the order of loading,

$$\mathbf{p}^{A^T} \mathbf{x}^B = \mathbf{p}^{B^T} \mathbf{x}^A.$$

### Structural Matrices

Giacomo Boffi

Introductory Remarks

Structural Matrices

Evaluation of Structural Matrices

Flexibility Matrix Example

Stiffness Matrix

Strain Energy

Symmetry

Direct Assemblage

Example

Mass Matrix

Damping Matrix

Geometric Stiffness

External Loading

Choice of Property Formulation

## Symmetry, 2

Expressing the displacements in terms of  $\mathbf{F}$ ,

$$\mathbf{p}^{A^T} \mathbf{F} \mathbf{p}^B = \mathbf{p}^{B^T} \mathbf{F} \mathbf{p}^A,$$

both terms are scalars so we can write

$$\mathbf{p}^{A^T} \mathbf{F} \mathbf{p}^B = \left( \mathbf{p}^{B^T} \mathbf{F} \mathbf{p}^A \right)^T = \mathbf{p}^{A^T} \mathbf{F}^T \mathbf{p}^B.$$

Because this equation holds for every  $\mathbf{p}$ , we conclude that

$$\mathbf{F} = \mathbf{F}^T.$$

The inverse of a symmetric matrix is symmetric, hence

$$\mathbf{K} = \mathbf{K}^T.$$

### Structural Matrices

Giacomo Boffi

Introductory Remarks

Structural Matrices

Evaluation of Structural Matrices

Flexibility Matrix Example

Stiffness Matrix

Strain Energy

Symmetry

Direct Assemblage

Example

Mass Matrix

Damping Matrix

Geometric Stiffness

External Loading

Choice of Property Formulation

## A practical consideration

For the kind of *structures* we mostly deal with in our examples, problems, exercises and assignments, that is *simple structures*, it is usually convenient to compute first the flexibility matrix applying the Principle of Virtual Displacements and later the stiffness matrix, using inversion,

$$\mathbf{K} = \mathbf{F}^{-1}.$$

On the other hand, the PVD approach cannot work in practice for *real structures*, because the number of degrees of freedom necessary to model the structural behaviour exceeds our ability to apply the PVD...

The stiffness matrix for large, complex structures to construct different methods required are.

The most common procedure to compute the matrices that describe the behaviour of a complex system is the *Finite Element Method*, or *FEM*.

### Structural Matrices

Giacomo Boffi

Introductory Remarks

Structural Matrices

Evaluation of Structural Matrices

Flexibility Matrix

Example

Stiffness Matrix

Strain Energy

Symmetry

Direct Assemblage

Example

Mass Matrix

Damping Matrix

Geometric Stiffness

External Loading

Choice of Property Formulation

## FEM

The procedure to compute the stiffness matrix can be sketched in the following terms:

- the structure is subdivided in non-overlapping portions, the *finite elements*, bounded by *nodes*, connected by the same nodes,
- the state of the structure can be described in terms of a vector  $\mathbf{x}$  of *nodal displacements*,
- there is a mapping between element and structure *DOFs*,  $i_{el} \mapsto r$ ,
- the *element stiffness matrix*,  $\mathbf{K}_{el}$  establishes a linear relation between an element's nodal displacements and its nodal forces,
- for each *FE*, all local  $k_{ij}$ 's are contributed to the global stiffness  $k_{rs}$ 's, with  $i \mapsto r$  and  $j \mapsto s$ , taking in due consideration differences between local and global systems of reference.

Note that in the  $r$ -th *global* equation of equilibrium we have internal forces caused by the nodal displacements of the *FE* that have nodes  $i_{el}$  such that  $i_{el} \mapsto r$ , thus implying that global  $\mathbf{K}$  is a *sparse* matrix.

### Structural Matrices

Giacomo Boffi

Introductory Remarks

Structural Matrices

Evaluation of Structural Matrices

Flexibility Matrix

Example

Stiffness Matrix

Strain Energy

Symmetry

Direct Assemblage

Example

Mass Matrix

Damping Matrix

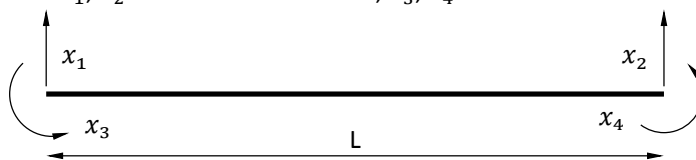
Geometric Stiffness

External Loading

Choice of Property Formulation

## Example

Consider a 2-D inextensible beam element, that has 4 *DOF*, namely two transverse end displacements  $x_1, x_2$  and two end rotations,  $x_3, x_4$ .



The element stiffness is computed using 4 shape functions  $\phi_i$ , the transverse displacement being  $v(s) = \sum_i \phi_i(s) x_i$ ,  $0 \leq s \leq L$ , the different  $\phi_i$  are such all end displacements or rotation are zero, except the one corresponding to index  $i$ .

The shape functions for a beam are

$$\phi_1(s) = 1 - 3\left(\frac{s}{L}\right)^2 + 2\left(\frac{s}{L}\right)^3,$$

$$\phi_3(s) = \left(\frac{s}{L}\right) - 2\left(\frac{s}{L}\right)^2 + \left(\frac{s}{L}\right)^3,$$

$$\phi_2(s) = 3\left(\frac{s}{L}\right)^2 - 2\left(\frac{s}{L}\right)^3,$$

$$\phi_4(s) = -\left(\frac{s}{L}\right)^2 + \left(\frac{s}{L}\right)^3.$$

### Structural Matrices

Giacomo Boffi

Introductory Remarks

Structural Matrices

Evaluation of Structural Matrices

Flexibility Matrix

Example

Stiffness Matrix

Strain Energy

Symmetry

Direct Assemblage

Example

Mass Matrix

Damping Matrix

Geometric Stiffness

External Loading

Choice of Property Formulation

## Example, 2

The element stiffness coefficients can be computed using, what else, the PVD: we compute the external virtual work done by a virtual displacement  $\delta x_i$  and the force due to a unit displacement  $x_j$ , that is  $k_{ij}$ ,

$$\delta W_{\text{ext}} = \delta x_i k_{ij},$$

the virtual internal work is the work done by the variation of the curvature,  $\delta x_i \phi_i''(s)$  by the bending moment associated with a unit  $x_j$ ,  $\phi_j''(s)EJ(s)$ ,

$$\delta W_{\text{int}} = \int_0^L \delta x_i \phi_i''(s) \phi_j''(s) EJ(s) ds.$$

### Structural Matrices

Giacomo Boffi

Introductory Remarks

Structural Matrices

Evaluation of Structural Matrices

Flexibility Matrix

Example

Stiffness Matrix

Strain Energy

Symmetry

Direct Assemblage

Example

Mass Matrix

Damping Matrix

Geometric Stiffness

External Loading

Choice of Property Formulation

## Example, 3

The equilibrium condition is the equivalence of the internal and external virtual works, so that simplifying  $\delta x_i$  we have

$$k_{ij} = \int_0^L \phi_i''(s) \phi_j''(s) EJ(s) ds.$$

For  $EJ = \text{const}$ ,

$$\mathbf{f}_s = \frac{EJ}{L^3} \begin{bmatrix} 12 & -12 & 6L & 6L \\ -12 & 12 & -6L & -6L \\ 6L & -6L & 4L^2 & 2L^2 \\ 6L & -6L & 2L^2 & 4L^2 \end{bmatrix} \mathbf{x}$$

### Structural Matrices

Giacomo Boffi

Introductory Remarks

Structural Matrices

Evaluation of Structural Matrices

Flexibility Matrix

Example

Stiffness Matrix

Strain Energy

Symmetry

Direct Assemblage

Example

Mass Matrix

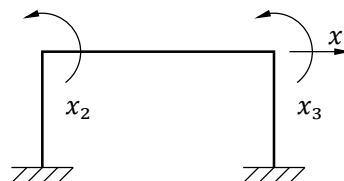
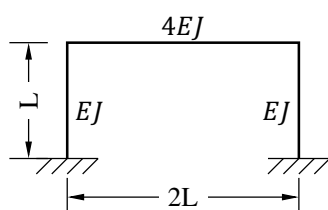
Damping Matrix

Geometric Stiffness

External Loading

Choice of Property Formulation

## Blackboard Time!



### Structural Matrices

Giacomo Boffi

Introductory Remarks

Structural Matrices

Evaluation of Structural Matrices

Flexibility Matrix

Example

Stiffness Matrix

Strain Energy

Symmetry

Direct Assemblage

Example

Mass Matrix

Damping Matrix

Geometric Stiffness

External Loading

Choice of Property Formulation



## Mass Matrix

### Structural Matrices

Giacomo Boffi

Introductory Remarks

Structural Matrices

Evaluation of Structural Matrices

Flexibility Matrix

Example

Stiffness Matrix

**Mass Matrix**

Consistent Mass Matrix

Discussion

Damping Matrix

Geometric Stiffness

External Loading

Choice of Property Formulation

The mass matrix maps the nodal accelerations to nodal inertial forces, and the most common assumption is to concentrate all the masses in nodal point masses, without rotational inertia, computed *lumping* a fraction of each element mass (or a fraction of the supported mass) on all its bounding nodes.

This procedure leads to a so called *lumped* mass matrix, a diagonal matrix with diagonal elements greater than zero for all the translational degrees of freedom and diagonal elements equal to zero for angular degrees of freedom.

## Mass Matrix

### Structural Matrices

Giacomo Boffi

Introductory Remarks

Structural Matrices

Evaluation of Structural Matrices

Flexibility Matrix

Example

Stiffness Matrix

**Mass Matrix**

Consistent Mass Matrix

Discussion

Damping Matrix

Geometric Stiffness

External Loading

Choice of Property Formulation

The mass matrix is definite positive *only* if all the structure *DOF's* are translational degrees of freedom, otherwise **M** is semi-definite positive and the eigenvalue procedure is not directly applicable. This problem can be overcome either by using a *consistent* mass matrix or using the *static condensation* procedure.

## Consistent Mass Matrix

### Structural Matrices

Giacomo Boffi

Introductory Remarks

Structural Matrices

Evaluation of Structural Matrices

Flexibility Matrix

Example

Stiffness Matrix

Mass Matrix

**Consistent Mass Matrix**

Discussion

Damping Matrix

Geometric Stiffness

External Loading

Choice of Property Formulation

A consistent mass matrix is built using the rigorous *FEM* procedure, computing the nodal reactions that equilibrate the distributed inertial forces that develop in the element due to a linear combination of inertial forces.

Using our beam example as a reference, consider the inertial forces associated with a single nodal acceleration  $\ddot{x}_j$ ,  $f_{i,j}(s) = m(s)\phi_j(s)\ddot{x}_j$  and denote with  $m_{ij}\ddot{x}_j$  the reaction associated with the *i*-nth degree of freedom of the element, by the PVD

$$\delta x_i m_{ij} \ddot{x}_j = \int \delta x_i \phi_i(s) m(s) \phi_j(s) ds \ddot{x}_j$$

simplifying

$$m_{ij} = \int m(s) \phi_i(s) \phi_j(s) ds.$$

For  $m(s) = \bar{m} = \text{const.}$

$$\mathbf{f}_i = \frac{\bar{m}L}{420} \begin{bmatrix} 156 & 54 & 22L & -13L \\ 54 & 156 & 13L & -22L \\ 22L & 13L & 4L^2 & -3L^2 \\ -13L & -22L & -3L^2 & 4L^2 \end{bmatrix} \ddot{\mathbf{x}}$$

## Consistent Mass Matrix, 2

### Pro

- some convergence theorem of *FEM* theory holds only if the mass matrix is consistent,
- slightly more accurate results,
- no need for static condensation.

### Contra

- **M** is no more diagonal, heavy computational aggravation,
- static condensation is computationally beneficial, inasmuch it *reduces* the global number of degrees of freedom.

#### Structural Matrices

Giacomo Boffi

Introductory Remarks

Structural Matrices

Evaluation of Structural Matrices

Flexibility Matrix

Example

Stiffness Matrix

Mass Matrix

Consistent Mass Matrix

Discussion

Damping Matrix

Geometric Stiffness

External Loading

Choice of Property Formulation

## Damping Matrix

For each element  $c_{ij} = \int c(s) \phi_i(s) \phi_j(s) ds$  and the damping matrix **C** can be assembled from element contributions.

However, using the FEM  $\mathbf{C}^* = \mathbf{\Psi}^T \mathbf{C} \mathbf{\Psi}$  is not diagonal and the modal equations are no more uncoupled!

The alternative is to write directly the global damping matrix, in terms of the underdetermined coefficients  $c_b$ ,

$$\mathbf{C} = \sum_b c_b \mathbf{M} (\mathbf{M}^{-1} \mathbf{K})^b.$$

#### Structural Matrices

Giacomo Boffi

Introductory Remarks

Structural Matrices

Evaluation of Structural Matrices

Flexibility Matrix

Example

Stiffness Matrix

Mass Matrix

Damping Matrix

Example

Geometric Stiffness

External Loading

Choice of Property Formulation

## Damping Matrix

With our definition of **C**,

$$\mathbf{C} = \sum_b c_b \mathbf{M} (\mathbf{M}^{-1} \mathbf{K})^b,$$

assuming normalized eigenvectors, we can write the individual component of  $\mathbf{C}^* = \mathbf{\Psi}^T \mathbf{C} \mathbf{\Psi}$

$$c_{ij}^* = \mathbf{\psi}_i^T \mathbf{C} \mathbf{\psi}_j = \delta_{ij} \sum_b c_b \omega_j^{2b}$$

due to the additional orthogonality relations, we recognize that now  $\mathbf{C}^*$  is a diagonal matrix.

Introducing the modal damping  $C_j$  we have

$$C_j = \mathbf{\psi}_j^T \mathbf{C} \mathbf{\psi}_j = \sum_b c_b \omega_j^{2b} = 2\zeta_j \omega_j$$

and we can write a system of linear equations in the  $c_b$ .

#### Structural Matrices

Giacomo Boffi

Introductory Remarks

Structural Matrices

Evaluation of Structural Matrices

Flexibility Matrix

Example

Stiffness Matrix

Mass Matrix

Damping Matrix

Example

Geometric Stiffness

External Loading

Choice of Property Formulation

## Example

We want a fixed, 5% damping ratio for the first three modes, taking note that the modal equation of motion is

$$\ddot{q}_i + 2\zeta_i\omega_i\dot{q}_i + \omega_i^2 q_i = p_i^*$$

Using

$$\mathbf{C} = c_0\mathbf{M} + c_1\mathbf{K} + c_2\mathbf{K}\mathbf{M}^{-1}\mathbf{K}$$

we have

$$2 \times 0.05 \begin{Bmatrix} \omega_1 \\ \omega_2 \\ \omega_3 \end{Bmatrix} = \begin{bmatrix} 1 & \omega_1^2 & \omega_1^4 \\ 1 & \omega_2^2 & \omega_2^4 \\ 1 & \omega_3^2 & \omega_3^4 \end{bmatrix} \begin{Bmatrix} c_0 \\ c_1 \\ c_2 \end{Bmatrix}$$

Solving for the  $c$ 's and substituting above, the resulting damping matrix is orthogonal to every eigenvector of the system, for the first three modes, leads to a modal damping ratio that is equal to 5%.

Structural  
Matrices

Giacomo Boffi

Introductory  
Remarks

Structural  
Matrices

Evaluation of  
Structural  
Matrices

Flexibility Matrix

Example

Stiffness Matrix

Mass Matrix

Damping Matrix

Example

Geometric Stiffness

External Loading

Choice of  
Property  
Formulation

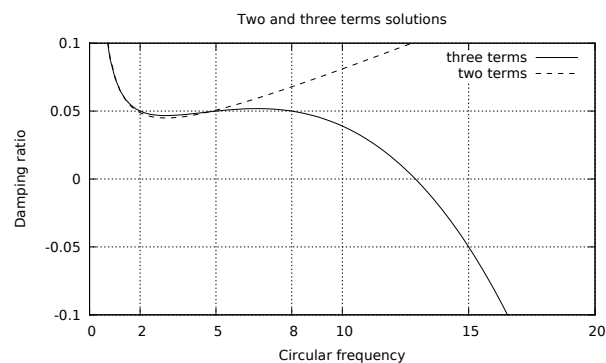
## Example

Computing the coefficients  $c_0$ ,  $c_1$  and  $c_2$  to have a 5% damping at frequencies  $\omega_1 = 2$ ,  $\omega_2 = 5$  and  $\omega_3 = 8$  we have  $c_0 = 1200/9100$ ,  $c_1 = 159/9100$  and  $c_2 = -1/9100$ .

Writing

$\zeta(\omega) = \frac{1}{2} \left( \frac{c_0}{\omega} + c_1\omega + c_2\omega^3 \right)$  we can plot the above function, along with its two term equivalent ( $c_0 = 10/70$ ,  $c_1 = 1/70$ ).

Negative damping? No, thank you: use only an even number of terms.



Structural  
Matrices

Giacomo Boffi

Introductory  
Remarks

Structural  
Matrices

Evaluation of  
Structural  
Matrices

Flexibility Matrix

Example

Stiffness Matrix

Mass Matrix

Damping Matrix

Example

Geometric Stiffness

External Loading

Choice of  
Property  
Formulation

## Geometric Stiffness

A common assumption is based on a linear approximation, for a beam element

$$\mathbf{f}_G = \frac{N}{L} \begin{bmatrix} +1 & -1 & 0 & 0 \\ -1 & +1 & 0 & 0 \\ 0 & 0 & 0 & 0 \\ 0 & 0 & 0 & 0 \end{bmatrix} \mathbf{x}$$

$$f_2 = -f_1$$

$$f_1 L = N(x_2 - x_1)$$

Using *FEM*, with the previous shape functions, by PVD it is  $k_{G,ij} = \int N(s)\phi'_i(s)\phi'_j(s) ds$ , leading, for constant  $N$ , to

$$\mathbf{K}_G = \frac{N}{30L} \begin{bmatrix} 36 & -36 & 3L & 3L \\ -36 & 36 & -3L & -3L \\ 3L & -3L & 4L^2 & -L^2 \\ 3L & -3L & -L^2 & 4L^2 \end{bmatrix}$$

Structural  
Matrices

Giacomo Boffi

Introductory  
Remarks

Structural  
Matrices

Evaluation of  
Structural  
Matrices

Flexibility Matrix

Example

Stiffness Matrix

Mass Matrix

Damping Matrix

Geometric Stiffness

External Loading

Choice of  
Property  
Formulation

## External Loadings

Following the same line of reasoning that we applied to find nodal inertial forces, by the PVD and the use of shape functions we have

$$p_i(t) = \int p(s, t) \phi_i(s) ds.$$

For a constant, uniform load  $p(s, t) = \bar{p} = \text{const}$ , applied on a beam element,

$$\mathbf{p} = \bar{p}L \left\{ \frac{1}{2} \quad \frac{1}{2} \quad \frac{L}{12} \quad -\frac{L}{12} \right\}^T$$

Structural  
Matrices

Giacomo Boffi

Introductory  
Remarks

Structural  
Matrices

Evaluation of  
Structural  
Matrices

Flexibility Matrix

Example

Stiffness Matrix

Mass Matrix

Damping Matrix

Geometric Stiffness

External Loading

Choice of  
Property  
Formulation

## Section 4

### Choice of Property Formulation

Introductory Remarks

Structural Matrices

Evaluation of Structural Matrices

**Choice of Property Formulation**

Static Condensation

Example

## Choice of Property Formulation

Structural  
Matrices

Giacomo Boffi

Introductory  
Remarks

Structural  
Matrices

Evaluation of  
Structural  
Matrices

**Choice of  
Property  
Formulation**

Static Condensation

Example

### Simplified Approach

Some structural parameter is approximated, only translational *DOF*'s are retained in dynamic analysis.

### Consistent Approach

All structural parameters are computed according to the *FEM*, and all *DOF*'s are retained in dynamic analysis.

If we choose a simplified approach, we must use a procedure to remove unneeded structural *DOF*'s from the model that we use for the dynamic analysis.

Enter the *Static Condensation Method*.

## Static Condensation

We have, from a *FEM* analysis, a stiffness matrix that uses all nodal *DOF*'s, and from the lumped mass procedure a mass matrix were only translational (and maybe a few rotational) *DOF*'s are blessed with a non zero diagonal term.

In this case, we can always rearrange and partition the displacement vector  $\mathbf{x}$  in two subvectors: *a)*  $\mathbf{x}_A$ , all the *DOF*'s that are associated with inertial forces and *b)*  $\mathbf{x}_B$ , all the remaining *DOF*'s not associated with inertial forces.

$$\mathbf{x} = \{\mathbf{x}_A \quad \mathbf{x}_B\}^T$$

### Structural Matrices

Giacomo Boffi

Introductory Remarks

Structural Matrices

Evaluation of Structural Matrices

Choice of Property Formulation

Static Condensation Example

## Static Condensation, 2

After rearranging the *DOF*'s, we must rearrange also the rows (equations) and the columns (force contributions) in the structural matrices, and eventually partition the matrices so that

$$\begin{Bmatrix} \mathbf{f}_I \\ \mathbf{0} \end{Bmatrix} = \begin{bmatrix} \mathbf{M}_{AA} & \mathbf{M}_{AB} \\ \mathbf{M}_{BA} & \mathbf{M}_{BB} \end{bmatrix} \begin{Bmatrix} \ddot{\mathbf{x}}_A \\ \ddot{\mathbf{x}}_B \end{Bmatrix}$$

$$\mathbf{f}_S = \begin{bmatrix} \mathbf{K}_{AA} & \mathbf{K}_{AB} \\ \mathbf{K}_{BA} & \mathbf{K}_{BB} \end{bmatrix} \begin{Bmatrix} \mathbf{x}_A \\ \mathbf{x}_B \end{Bmatrix}$$

with

$$\mathbf{M}_{BA} = \mathbf{M}_{AB}^T = \mathbf{0}, \quad \mathbf{M}_{BB} = \mathbf{0}, \quad \mathbf{K}_{BA} = \mathbf{K}_{AB}^T$$

Finally we rearrange the loadings vector and write...

### Structural Matrices

Giacomo Boffi

Introductory Remarks

Structural Matrices

Evaluation of Structural Matrices

Choice of Property Formulation

Static Condensation Example

## Static Condensation, 3

... the equation of dynamic equilibrium,

$$\mathbf{p}_A = \mathbf{M}_{AA}\ddot{\mathbf{x}}_A + \mathbf{M}_{AB}\ddot{\mathbf{x}}_B + \mathbf{K}_{AA}\mathbf{x}_A + \mathbf{K}_{AB}\mathbf{x}_B$$

$$\mathbf{p}_B = \mathbf{M}_{BA}\ddot{\mathbf{x}}_A + \mathbf{M}_{BB}\ddot{\mathbf{x}}_B + \mathbf{K}_{BA}\mathbf{x}_A + \mathbf{K}_{BB}\mathbf{x}_B$$

The terms in red are zero, so we can simplify

$$\mathbf{M}_{AA}\ddot{\mathbf{x}}_A + \mathbf{K}_{AA}\mathbf{x}_A + \mathbf{K}_{AB}\mathbf{x}_B = \mathbf{p}_A$$

$$\mathbf{K}_{BA}\mathbf{x}_A + \mathbf{K}_{BB}\mathbf{x}_B = \mathbf{p}_B$$

solving for  $\mathbf{x}_B$  in the 2nd equation and substituting

$$\mathbf{x}_B = \mathbf{K}_{BB}^{-1}\mathbf{p}_B - \mathbf{K}_{BB}^{-1}\mathbf{K}_{BA}\mathbf{x}_A$$

$$\mathbf{p}_A - \mathbf{K}_{AB}\mathbf{K}_{BB}^{-1}\mathbf{p}_B = \mathbf{M}_{AA}\ddot{\mathbf{x}}_A + (\mathbf{K}_{AA} - \mathbf{K}_{AB}\mathbf{K}_{BB}^{-1}\mathbf{K}_{BA})\mathbf{x}_A$$

### Structural Matrices

Giacomo Boffi

Introductory Remarks

Structural Matrices

Evaluation of Structural Matrices

Choice of Property Formulation

Static Condensation Example

## Static Condensation, 4

Structural  
Matrices

Giacomo Boffi

Introductory  
Remarks

Structural  
Matrices

Evaluation of  
Structural  
Matrices

Choice of  
Property  
Formulation

Static Condensation  
Example

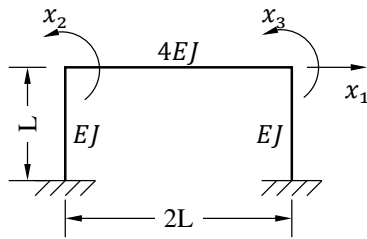
Going back to the homogeneous problem, with obvious positions we can write

$$(\bar{\mathbf{K}} - \omega^2 \bar{\mathbf{M}}) \boldsymbol{\psi}_A = \mathbf{0}$$

but the  $\boldsymbol{\psi}_A$  are only part of the structural eigenvectors, because in essentially every application we must consider also the other *DOF*'s, so we write

$$\boldsymbol{\psi}_i = \begin{Bmatrix} \boldsymbol{\psi}_{A,i} \\ \boldsymbol{\psi}_{B,i} \end{Bmatrix}, \text{ with } \boldsymbol{\psi}_{B,i} = \mathbf{K}_{BB}^{-1} \mathbf{K}_{BA} \boldsymbol{\psi}_{A,i}$$

## Example



$$\mathbf{K} = \frac{2EJ}{L^3} \begin{bmatrix} 12 & 3L & 3L \\ 3L & 6L^2 & 2L^2 \\ 3L & 2L^2 & 6L^2 \end{bmatrix}$$

Disregarding the factor  $2EJ/L^3$ ,

$$\mathbf{K}_{BB} = L^2 \begin{bmatrix} 6 & 2 \\ 2 & 6 \end{bmatrix}, \mathbf{K}_{BB}^{-1} = \frac{1}{32L^2} \begin{bmatrix} 6 & -2 \\ -2 & 6 \end{bmatrix}, \mathbf{K}_{AB} = [3L \quad 3L]$$

The matrix  $\bar{\mathbf{K}}$  is

$$\bar{\mathbf{K}} = \frac{2EJ}{L^3} (12 - \mathbf{K}_{AB} \mathbf{K}_{BB}^{-1} \mathbf{K}_{AB}^T) = \frac{39EJ}{2L^3}$$

Structural  
Matrices

Giacomo Boffi

Introductory  
Remarks

Structural  
Matrices

Evaluation of  
Structural  
Matrices

Choice of  
Property  
Formulation

Static Condensation  
Example