

# Truncation Errors Numerical Integration Multiple Support Excitation

Giacomo Boffi

<http://intranet.dica.polimi.it/people/boffi-giacomo>

Dipartimento di Ingegneria Civile Ambientale e Territoriale  
Politecnico di Milano

April 2, 2020

## Part I

### How many eigenvectors?

**Introduction**

Modal participation factor

Dynamic magnification factor

Static Correction

Truncation  
Num. Integra-  
tion  
Support Exc.

Giacomo Boffi

Introduction

Modal  
participation  
factor

Dynamic  
magnification  
factor

Static  
Correction

## Section 1

### Introduction

**Introduction**

Modal participation factor

Dynamic magnification factor

Static Correction

Truncation  
Num. Integra-  
tion  
Support Exc.

Giacomo Boffi

Introduction

Modal  
participation  
factor

Dynamic  
magnification  
factor

Static  
Correction

## How many eigenvectors?

To understand how many eigenvectors we have to use in a modal analysis, we must consider two factors, the loading shape and the excitation frequency.

Truncation  
Num. Integra-  
tion  
Support Exc.

Giacomo Boffi

Introduction

Modal  
participation  
factor

Dynamic  
magnification  
factor

Static  
Correction

## Introduction

In the following, we'll consider *only* external loadings whose dependance on time and space can be separated, as in

$$\mathbf{p}(\mathbf{x}, t) = \mathbf{r} f(t),$$

so that we can regard separately the two aspects of the problem.

Truncation  
Num. Integra-  
tion  
Support Exc.

Giacomo Boffi

Introduction

Modal  
participation  
factor

Dynamic  
magnification  
factor

Static  
Correction

## Introduction

It is worth noting that earthquake loadings are precisely of this type:

$$\vec{p}(\vec{x}, t) = \mathbf{M} \vec{r} \ddot{u}_g$$

where the vector  $\vec{r}$  is used to choose the structural dof's that are *excited* by the ground motion component under consideration.

$\vec{r}$  is an incidence vector, often simply a vector of ones and zeroes where the ones stay for the inertial forces that are excited by a specific component of the earthquake ground acceleration.

Multiplication of  $\mathbf{M}$  and division of  $\ddot{u}_g$  by  $g$ , acceleration of gravity, serves to show a dimensional load vector multiplied by an adimensional function.

$$\begin{aligned} \vec{p}(\vec{x}, t) &= g \mathbf{M} \vec{r} \frac{\ddot{u}_g(t)}{g} \\ &= \mathbf{r}^g f_g(t) \end{aligned}$$

Truncation  
Num. Integra-  
tion  
Support Exc.

Giacomo Boffi

Introduction

Modal  
participation  
factor

Dynamic  
magnification  
factor

Static  
Correction

## Section 2

### Modal participation factor

Introduction

Modal participation factor

Dynamic magnification factor

Static Correction

Truncation  
Num. Integra-  
tion  
Support Exc.

Giacomo Boffi

Introduction

Modal  
participation  
factor

Dynamic  
magnification  
factor

Static  
Correction

### Modal participation factor

Under the assumption of separability, we can write the  $i$ -th modal equation of motion as

$$\ddot{q}_i + 2\zeta_i\omega_i\dot{q}_i + \omega_i^2q_i = \begin{cases} \frac{\psi_i^T \mathbf{r}}{M_i} f(t) \\ \frac{g \psi_i^T \mathbf{M} \hat{\mathbf{r}}}{M_i} f_g(t) \end{cases} = \Gamma_i f(t)$$

with the modal mass  $M_i = \psi_i^T \mathbf{M} \psi_i$ .

It is apparent that the modal response amplitude depends

- on the characteristics of the time dependency of loading,  $f(t)$ ,
- on the so called *modal participation factor*  $\Gamma_i$ ,

$$\Gamma_i = \psi_i^T \mathbf{r} / M_i \quad \text{or} \quad \Gamma_i = g \psi_i^T \mathbf{M} \hat{\mathbf{r}} / M_i = \psi_i^T \mathbf{r}^g / M_i$$

*Note that both the definitions of modal participation give it the dimensions of an acceleration.*

Truncation  
Num. Integra-  
tion  
Support Exc.

Giacomo Boffi

Introduction

Modal  
participation  
factor

Dynamic  
magnification  
factor

Static  
Correction

### Participation Factor Amplitudes

For a given loading  $\mathbf{r}$  the modal participation factor  $\Gamma_i$  is proportional to the work done by the modal displacement  $q_i \psi_i^T$  for the given loading  $\mathbf{r}$ :

- if the mode shape and the loading shape are approximately equal (equal signs, component by component), the work (dot product) is maximized,
- if the mode shape is significantly different from the loading (different signs), there is some amount of cancellation and the value of the  $\Gamma$ 's will be reduced.

Truncation  
Num. Integra-  
tion  
Support Exc.

Giacomo Boffi

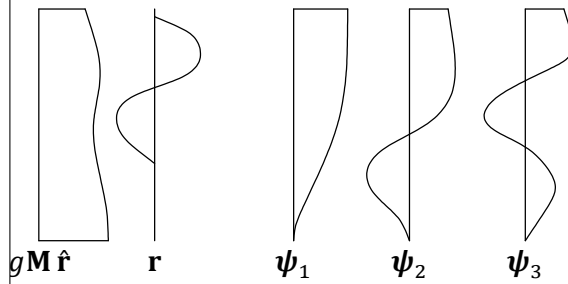
Introduction

Modal  
participation  
factor

Dynamic  
magnification  
factor

Static  
Correction

## Example



Consider a shear type building, its first 3 eigenvectors as sketched above, with mass distribution approximately constant over its height and its earthquake load shape vector

$$\hat{\mathbf{r}} = \{1, 1, \dots, 1\}^T \rightarrow g \mathbf{M} \hat{\mathbf{r}} \approx m g \{1, 1, \dots, 1\}^T.$$

Consider also the external, assigned load shape vector  $\mathbf{r}$ ...

Truncation  
Num. Integra-  
tion  
Support Exc.

Giacomo Boffi

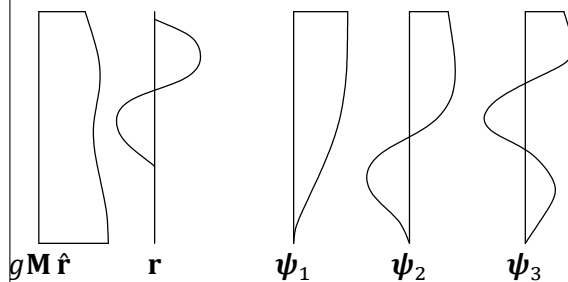
Introduction

Modal  
participation  
factor

Dynamic  
magnification  
factor

Static  
Correction

## Example, cont.



For EQ loading,  $\Gamma_1$  is relatively large for the first mode, as loading components and displacements have the same sign, with respect to other  $\Gamma_i$ 's, where the oscillating nature of the higher eigenvectors will lead to increasing cancellation.

On the other hand, consider the external loading, whose peculiar shape is similar to the 3rd mode.  $\Gamma_3$  will be more relevant than  $\Gamma_i$ 's for lower or higher modes.

Truncation  
Num. Integra-  
tion  
Support Exc.

Giacomo Boffi

Introduction

Modal  
participation  
factor

Dynamic  
magnification  
factor

Static  
Correction

## Modal Loads Expansion

We define the modal load contribution as

$$\mathbf{r}_i = \mathbf{M} \boldsymbol{\psi}_i a_i$$

and express the load vector as a linear combination of the modal contributions

$$\mathbf{r} = \sum_i \mathbf{M} \boldsymbol{\psi}_i a_i = \sum_i \mathbf{r}_i.$$

Premultiplying by  $\boldsymbol{\psi}_j^T$  the above equation we have a relation that enables the computation of the coefficients  $a_i$ :

$$\boldsymbol{\psi}_i^T \mathbf{r} = \boldsymbol{\psi}_i^T \sum_j \mathbf{M} \boldsymbol{\psi}_j a_j = \sum_j \delta_{ij} M_j a_j = a_i M_i \rightarrow a_i = \frac{\boldsymbol{\psi}_i^T \mathbf{r}}{M_i}$$

Truncation  
Num. Integra-  
tion  
Support Exc.

Giacomo Boffi

Introduction

Modal  
participation  
factor

Dynamic  
magnification  
factor

Static  
Correction

## Modal Loads Expansion

- 1** A modal load component works *only* for the displacements associated with the corresponding eigenvector,

$$\boldsymbol{\psi}_j^T \mathbf{r}_i = a_i \boldsymbol{\psi}_j^T \mathbf{M} \boldsymbol{\psi}_i = \delta_{ij} a_i M_i.$$

- 2** Comparing  $\boldsymbol{\psi}_j^T \mathbf{r} = \boldsymbol{\psi}_j^T \sum_i \mathbf{M} \boldsymbol{\psi}_i a_i = \delta_{ij} M_i a_i$  with the definition of  $\Gamma_i = \boldsymbol{\psi}_i^T \mathbf{r} / M_i$ , we conclude that  $a_i \equiv \Gamma_i$  and finally write

$$\mathbf{r}_i = \Gamma_i \mathbf{M} \boldsymbol{\psi}_i.$$

- 3** The modal load contributions can be collected in a matrix: with  $\boldsymbol{\Gamma} = \text{diag } \Gamma_i$  we have

$$\mathbf{R} = \mathbf{M} \boldsymbol{\Psi} \boldsymbol{\Gamma}.$$

Truncation  
Num. Integra-  
tion  
Support Exc.

Giacomo Boffi

Introduction

Modal  
participation  
factor

Dynamic  
magnification  
factor

Static  
Correction

## Equivalent Static Forces

For mode  $i$ , the equation of motion is

$$\ddot{q}_i + 2\zeta_i \omega_i \dot{q}_i + \omega_i^2 q_i = \Gamma_i f(t)$$

with  $q_i = \Gamma_i D_i$ , we can write, to single out the dependency on the modulating function,

$$\ddot{D}_i + 2\zeta_i \omega_i \dot{D}_i + \omega_i^2 D_i = f(t)$$

The modal contribution to displacement is

$$\mathbf{x}_i = \Gamma_i \boldsymbol{\psi}_i D_i(t)$$

and the modal contribution to elastic forces  $\mathbf{f}_i = \mathbf{K} \mathbf{x}_i$  can be written (being  $\mathbf{K} \boldsymbol{\psi}_i = \omega_i^2 \mathbf{M} \boldsymbol{\psi}_i$ ) as

$$\mathbf{f}_i = \mathbf{K} \mathbf{x}_i = \Gamma_i \mathbf{K} \boldsymbol{\psi}_i D_i = \omega_i^2 (\Gamma_i \mathbf{M} \boldsymbol{\psi}_i) D_i = \mathbf{r}_i \omega_i^2 D_i$$

*D is usually named pseudo-displacement.*

Truncation  
Num. Integra-  
tion  
Support Exc.

Giacomo Boffi

Introduction

Modal  
participation  
factor

Dynamic  
magnification  
factor

Static  
Correction

## Equivalent Static Response

The response can be determined by superposition of the effects of these pseudo-static forces  $\mathbf{f}_i = \mathbf{r}_i \omega_i^2 D_i(t)$ .

If a required response quantity (be it a nodal displacement, a bending moment in a beam, the total shear force in a building storey, etc etc) is indicated by  $s(t)$ , we can compute with a *static calculation* (usually using the *FEM* model underlying the dynamic analysis) the modal static contribution  $s_i^{\text{st}}$  and write

$$s(t) = \sum s_i^{\text{st}}(\omega_i^2 D_i(t)) = \sum s_i(t),$$

where the modal contribution to response  $s_i(t)$  is given by

- 1** static analysis using  $\mathbf{r}_i$  as the static load vector,
- 2** dynamic amplification using the factor  $\omega_i^2 D_i(t)$ .

This formulation is particularly apt to our discussion of different contributions to response components.

Truncation  
Num. Integra-  
tion  
Support Exc.

Giacomo Boffi

Introduction

Modal  
participation  
factor

Dynamic  
magnification  
factor

Static  
Correction

## Modal Contribution Factors

Say that the static response due to  $\mathbf{r}$  is denoted by  $s^{\text{st}}$ , then  $s_i(t)$ , the modal contribution to response  $s(t)$ , can be written

$$s_i(t) = s_i^{\text{st}} \omega_i^2 D_i(t) = s^{\text{st}} \frac{s_i^{\text{st}}}{s^{\text{st}}} \omega_i^2 D_i(t) = \bar{s}_i s^{\text{st}} \omega_i^2 D_i(t).$$

We have introduced  $\bar{s}_i = \frac{s_i^{\text{st}}}{s^{\text{st}}}$ , the *modal contribution factor*, the ratio of the modal static contribution to the total static response.

The  $\bar{s}_i$  are dimensionless, are independent from the eigenvector scaling procedure and their sum is unity,  $\sum \bar{s}_i = 1$ .

Truncation  
Num. Integra-  
tion  
Support Exc.

Giacomo Boffi

Introduction

Modal  
participation  
factor

Dynamic  
magnification  
factor

Static  
Correction

## Maximum Response

Denote by  $D_{i0}$  the maximum absolute value (or *peak*) of the pseudo displacement time history,

$$D_{i0} = \max_t \{|D_i(t)|\}.$$

It will be

$$s_{i0} = \bar{s}_i s^{\text{st}} \omega_i^2 D_{i0}.$$

The dynamic response factor for mode  $i$ ,  $\mathfrak{R}_{di}$  is defined by

$$\mathfrak{R}_{di} = \frac{D_{i0}}{D_{i0}^{\text{st}}}$$

where  $D_{i0}^{\text{st}}$  is the peak value of the static pseudo displacement

$$D_i^{\text{st}} = \frac{f(t)}{\omega_i^2}, \quad \rightarrow \quad D_{i0}^{\text{st}} = \frac{f_0}{\omega_i^2}.$$

Truncation  
Num. Integra-  
tion  
Support Exc.

Giacomo Boffi

Introduction

Modal  
participation  
factor

Dynamic  
magnification  
factor

Static  
Correction

## Maximum Response

With  $f_0 = \max\{|f(t)|\}$  the peak pseudo displacement is

$$D_{i0} = \mathfrak{R}_{di} f_0 / \omega_i^2$$

and the peak of the modal contribution is

$$s_{i0}(t) = \bar{s}_i s^{\text{st}} \omega_i^2 D_{i0}(t) = f_0 s^{\text{st}} \bar{s}_i \mathfrak{R}_{di}$$

The first two terms are independent of the mode, the last are independent from each other and their product is the factor that influences the modal contributions.

Note that this product has the sign of  $\bar{s}_i$ , as the dynamic response factor is always positive.

Truncation  
Num. Integra-  
tion  
Support Exc.

Giacomo Boffi

Introduction

Modal  
participation  
factor

Dynamic  
magnification  
factor

Static  
Correction

## MCF's example

The following table (from Chopra, 2nd ed.) displays the  $\bar{s}_i$  and their partial sums for a shear-type, 5 floors building where all the storey masses are equal and all the storey stiffnesses are equal too. The response quantities chosen are  $\bar{x}_{5n}$ , the MCF's to the top displacement and  $\bar{V}_n$ , the MCF's to the base shear, for two different load shapes.

n or J	$\mathbf{r} = \{0, 0, 0, 0, 1\}^T$				$\mathbf{r} = \{0, 0, 0, -1, 2\}^T$			
	Top Displacement		Base Shear		Top Displacement		Base Shear	
	$\bar{x}_{5n}$	$\sum^J \bar{x}_{5i}$	$\bar{V}_n$	$\sum^J \bar{V}_i$	$\bar{x}_{5n}$	$\sum^J \bar{x}_{5i}$	$\bar{V}_n$	$\sum^J \bar{V}_i$
1	0.880	0.880	1.252	1.252	0.792	0.792	1.353	1.353
2	0.087	0.967	-0.362	0.890	0.123	0.915	-0.612	0.741
3	0.024	0.991	0.159	1.048	0.055	0.970	0.043	1.172
4	0.008	0.998	-0.063	0.985	0.024	0.994	-0.242	0.930
5	0.002	1.000	0.015	1.000	0.006	1.000	0.070	1.000

Note that (1) for any given  $\mathbf{r}$ , the base shear is more influenced by higher modes and (2) for any given response quantity, the second, *skewed*  $\mathbf{r}$  gives greater modal contributions for higher modes.

## Section 3

### Dynamic magnification factor

Introduction

Modal participation factor

Dynamic magnification factor

Static Correction

Truncation  
Num. Integra-  
tion  
Support Exc.

Giacomo Boffi

Introduction

Modal  
participation  
factor

Dynamic  
magnification  
factor

Static  
Correction

## Dynamic Response Ratios

Dynamic Response Ratios are the same that we have seen for SDOF systems. Next page, for an undamped system, harmonically excited,

- solid line, the ratio of the modal elastic force  $F_{S,i} = K_i q_i \sin \omega t$  to the harmonic applied modal force,  $P_i \sin \omega t$ , plotted against the frequency ratio  $\beta = \omega / \omega_i$ .  
For  $\beta = 0$  the ratio is 1, the applied load is fully balanced by the elastic resistance.  
For fixed excitation frequency,  $\beta \rightarrow 0$  for high modal frequencies.
- dashed line, the ratio of the modal inertial force,  $F_{I,i} = -\beta^2 F_{S,i}$  to the load.

Note that for steady-state motion the sum of the elastic and inertial force ratios is constant and equal to 1, as in

$$(F_{S,i} + F_{I,i}) \sin \omega t = P_i \sin \omega t.$$

Truncation  
Num. Integra-  
tion  
Support Exc.

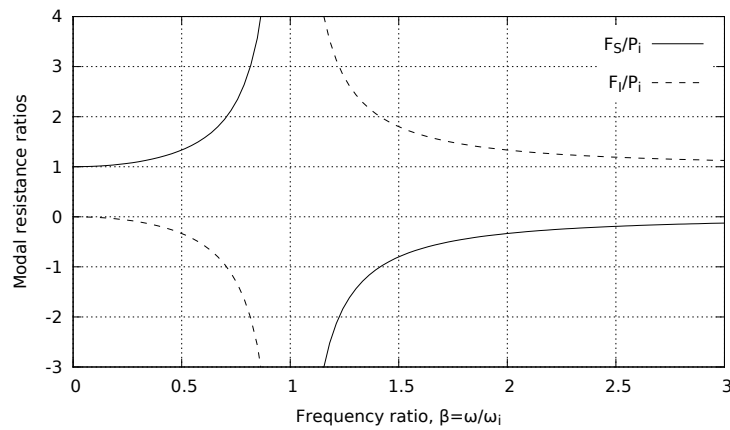
Giacomo Boffi

Introduction

Modal  
participation  
factor

Dynamic  
magnification  
factor

Static  
Correction



- For a fixed excitation frequency and high modal frequencies the frequency ratio  $\beta \rightarrow 0$ .
- For  $\beta \rightarrow 0$  the response is *quasi-static*.
- Hence, for higher modes the response is *pseudo-static*.
- On the contrary, for excitation frequencies high enough the lower modes respond with purely inertial forces.

## Section 4

### Static Correction

Introduction

Modal participation factor

Dynamic magnification factor

Static Correction

Truncation  
Num. Integra-  
tion  
Support Exc.

Giacomo Boffi

Introduction

Modal  
participation  
factor

Dynamic  
magnification  
factor

Static  
Correction

### Static Correction

The preceding discussion indicates that higher modes contributions to the response could be approximated with the static response, leading to a *Static Correction* of the dynamic response.

For a system where  $q_i(t) \approx \frac{p_i(t)}{K_i}$  for  $i > n_{dy}$ ,

$n_{dy}$  being the number of dynamically responding modes, we can write

$$\mathbf{x}(t) \approx \mathbf{x}_{dy}(t) + \mathbf{x}_{st}(t) = \sum_1^{n_{dy}} \boldsymbol{\psi}_i q_i(t) + \sum_{n_{dy}+1}^N \boldsymbol{\psi}_i \frac{p_i(t)}{K_i}$$

where the response for each of the first  $n_{dy}$  modes can be computed as usual.

Truncation  
Num. Integra-  
tion  
Support Exc.

Giacomo Boffi

Introduction

Modal  
participation  
factor

Dynamic  
magnification  
factor

Static  
Correction



## Static Modal Components

The static modal displacement component  $\mathbf{x}_j, j > n_{dy}$  can be written

$$x_j(t) = \boldsymbol{\psi}_j q_j(t) \approx \frac{\boldsymbol{\psi}_j \boldsymbol{\psi}_j^T}{K_j} \mathbf{p}(t) = \mathbf{F}_j \mathbf{p}(t)$$

The *modal flexibility matrix* is defined by

$$\mathbf{F}_j = \frac{\boldsymbol{\psi}_j \boldsymbol{\psi}_j^T}{K_j}$$

and is used to compute the  $j$ -th mode static deflections due to the applied load vector.

The total displacements, the dynamic contributions and the static correction, for  $\mathbf{p}(t) = \mathbf{r} f(t)$ , are then

$$\mathbf{x} \approx \sum_1^{n_{dy}} \boldsymbol{\psi}_j q_j(t) + f(t) \sum_{n_{dy}+1}^N \mathbf{F}_j \mathbf{r}.$$

Truncation  
Num. Integra-  
tion  
Support Exc.

Giacomo Boffi

Introduction

Modal  
participation  
factor

Dynamic  
magnification  
factor

Static  
Correction

## Alternative Formulation

Our last formula for static correction is

$$\mathbf{x} \approx \sum_1^{n_{dy}} \boldsymbol{\psi}_j q_j(t) + f(t) \sum_{n_{dy}+1}^N \mathbf{F}_j \mathbf{r}.$$

To use the above formula all mode shapes, all modal stiffnesses and all modal flexibility matrices must be computed, undermining the efficiency of the procedure.

Truncation  
Num. Integra-  
tion  
Support Exc.

Giacomo Boffi

Introduction

Modal  
participation  
factor

Dynamic  
magnification  
factor

Static  
Correction

## Alternative Formulation

This problem can be obviated computing the total static displacements,  $\mathbf{x}_{st}^{total} = \mathbf{K}^{-1} \mathbf{p}(t)$ , and subtracting the static displacements due to the first  $n_{dy}$  modes...

$$\sum_{n_{dy}}^N \mathbf{F}_j \mathbf{r} f(t) = \mathbf{K}^{-1} \mathbf{r} f(t) - \sum_1^{n_{dy}} \mathbf{F}_j \mathbf{r} f(t) = f(t) \left( \mathbf{K}^{-1} - \sum_1^{n_{dy}} \mathbf{F}_j \right) \mathbf{r},$$

so that the corrected total displacements have the expression

$$\mathbf{x} \approx \sum_1^{n_{dy}} \boldsymbol{\psi}_i q_i(t) + f(t) \left( \mathbf{K}^{-1} - \sum_1^{n_{dy}} \mathbf{F}_i \right) \mathbf{r},$$

*The constant term (a generalized displacement vector) following  $f(t)$  can be computed with the information in our posses at the moment we begin the integration of the modal equations of motion.*

Truncation  
Num. Integra-  
tion  
Support Exc.

Giacomo Boffi

Introduction

Modal  
participation  
factor

Dynamic  
magnification  
factor

Static  
Correction

## Effectiveness of Static Correction

In these circumstances, few modes with static correction give results comparable to the results obtained using much more modes in a straightforward modal displacement superposition analysis.

- An high number of modes is required to account for the spatial distribution of the loading but only a few lower modes are subjected to significant dynamic amplification.
- Refined stress analysis is required even if the dynamic response involves only a few lower modes.

Truncation  
Num. Integra-  
tion  
Support Exc.

Giacomo Boffi

Introduction

Modal  
participation  
factor

Dynamic  
magnification  
factor

Static  
Correction

## Part II

### Numerical Integration

**Introduction**

**Constant Acceleration**

**Wilson's Theta Method**

Truncation  
Num. Integra-  
tion  
Support Exc.

Giacomo Boffi

Introduction

Constant  
Acceleration

Wilson's Theta  
Method

## Section 5

### Introduction

**Introduction**

Constant Acceleration

Wilson's Theta Method

Truncation  
Num. Integra-  
tion  
Support Exc.

Giacomo Boffi

Introduction

Constant  
Acceleration

Wilson's Theta  
Method

## Introduction to Numerical Integration

When we reviewed the numerical integration methods, we said that some methods are unconditionally stable and others are conditionally stable, that is the response *blows-out* if the time step  $h$  is great with respect to the natural period of vibration,  $h > \frac{T_n}{a}$ , where  $a$  is a constant that depends on the numerical algorithm.

For *MDOF* systems, the relevant  $T$  is the one associated with the highest mode present in the structural model, so for moderately complex structures it becomes impossible to use a conditionally stable algorithm. In the following, two unconditionally stable algorithms will be analysed, i.e., the constant acceleration method, that we already know, and the new Wilson's  $\theta$  method.

Truncation  
Num. Integra-  
tion  
Support Exc.

Giacomo Boffi

Introduction

Constant  
Acceleration

Wilson's Theta  
Method

## Section 6

### Constant Acceleration

Introduction

Constant Acceleration

Wilson's Theta Method

Truncation  
Num. Integra-  
tion  
Support Exc.

Giacomo Boffi

Introduction

Constant  
Acceleration

Wilson's Theta  
Method

## Constant Acceleration, preliminaries

- The initial conditions are known:

$$\mathbf{x}_0, \quad \dot{\mathbf{x}}_0, \quad \mathbf{p}_0, \quad \rightarrow \quad \ddot{\mathbf{x}}_0 = \mathbf{M}^{-1}(\mathbf{p}_0 - \mathbf{C} \dot{\mathbf{x}}_0 - \mathbf{K} \mathbf{x}_0).$$

- With a fixed time step  $h$ , compute the constant matrices

$$\mathbf{A} = 2\mathbf{C} + \frac{4}{h}\mathbf{M}, \quad \mathbf{B} = 2\mathbf{M}, \quad \mathbf{K}^+ = \frac{2}{h}\mathbf{C} + \frac{4}{h^2}\mathbf{M}.$$

Truncation  
Num. Integra-  
tion  
Support Exc.

Giacomo Boffi

Introduction

Constant  
Acceleration

Wilson's Theta  
Method

## Constant Acceleration, stepping

- Starting with  $i = 0$ , compute the effective force increment,

$$\Delta \hat{\mathbf{p}}_i = \mathbf{p}_{i+1} - \mathbf{p}_i + \mathbf{A} \dot{\mathbf{x}}_i + \mathbf{B} \ddot{\mathbf{x}}_i,$$

the tangent stiffness  $\mathbf{K}_i$  and the current incremental stiffness,

$$\hat{\mathbf{K}}_i = \mathbf{K}_i + \mathbf{K}^+.$$

- For linear systems, it is

$$\Delta \mathbf{x}_i = \hat{\mathbf{K}}_i^{-1} \Delta \hat{\mathbf{p}}_i,$$

for a non linear system  $\Delta \mathbf{x}_i$  is produced by the modified Newton-Raphson iteration procedure.

- The state vectors at the end of the step are

$$\mathbf{x}_{i+1} = \mathbf{x}_i + \Delta \mathbf{x}_i, \quad \dot{\mathbf{x}}_{i+1} = 2 \frac{\Delta \mathbf{x}_i}{h} + \dot{\mathbf{x}}_i$$

Truncation  
Num. Integra-  
tion  
Support Exc.

Giacomo Boffi

Introduction

Constant  
Acceleration

Wilson's Theta  
Method

## Constant Acceleration, new step

- Increment the step index,  $i = i + 1$ .
- Compute the accelerations using the equation of equilibrium,

$$\ddot{\mathbf{x}}_i = \mathbf{M}^{-1}(\mathbf{p}_i - \mathbf{C} \dot{\mathbf{x}}_i - \mathbf{K} \mathbf{x}_i).$$

- Repeat the substeps detailed in the previous slide.

Truncation  
Num. Integra-  
tion  
Support Exc.

Giacomo Boffi

Introduction

Constant  
Acceleration

Wilson's Theta  
Method

## Modified Newton-Raphson

- Initialization

$$\begin{aligned} \mathbf{y}_0 &= \mathbf{x}_i & \mathbf{f}_{s,0} &= \mathbf{f}_s(\text{system state}) \\ \Delta \mathbf{R}_1 &= \Delta \hat{\mathbf{p}}_i & \mathbf{K}_T &= \hat{\mathbf{K}}_i \end{aligned}$$

- For  $j = 1, 2, \dots$

$$\begin{aligned} \mathbf{K}_T \Delta \mathbf{y}_j &= \Delta \mathbf{R}_j & \rightarrow \Delta \mathbf{y}_j & \text{(test for convergence)} \\ \mathbf{y}_j &= \mathbf{y}_{j-1} + \Delta \mathbf{y}_j & \Delta \dot{\mathbf{y}}_j &= \dots \\ \mathbf{f}_{s,j} &= \mathbf{f}_s(\text{updated system state}) & \dot{\mathbf{y}}_j &= \dot{\mathbf{y}}_{j-1} + \Delta \dot{\mathbf{y}}_j \\ \Delta \mathbf{f}_{s,j} &= \mathbf{f}_{s,j} - \mathbf{f}_{s,j-1} - (\mathbf{K}_T - \mathbf{K}_i) \Delta \mathbf{y}_j \\ \Delta \mathbf{R}_{j+1} &= \Delta \mathbf{R}_j - \Delta \mathbf{f}_{s,j} \end{aligned}$$

- Return the value  $\Delta \mathbf{x}_i = \mathbf{y}_j - \mathbf{x}_i$

A suitable convergence test is

$$\frac{\Delta \mathbf{R}_j^T \Delta \mathbf{y}_j}{\Delta \hat{\mathbf{p}}_i^T \Delta \mathbf{x}_{i,j}} \leq \text{tol}$$

Truncation  
Num. Integra-  
tion  
Support Exc.

Giacomo Boffi

Introduction

Constant  
Acceleration

Wilson's Theta  
Method

## Section 7

### Wilson's Theta Method

Introduction

Constant Acceleration

Wilson's Theta Method

Truncation  
Num. Integra-  
tion  
Support Exc.

Giacomo Boffi

Introduction

Constant  
Acceleration

Wilson's Theta  
Method

### Wilson's Theta Method

The linear acceleration method is significantly more accurate than the constant acceleration method, meaning that it is possible to use a longer time step to compute the response of a *SDOF* system within a required accuracy.

On the other hand, the method is not safely applicable to *MDOF* systems due to its numerical instability.

Professor Ed Wilson demonstrated that simple variations of the linear acceleration method can be made unconditionally stable and found the most accurate in this family of algorithms, collectively known as *Wilson's  $\theta$  methods*.

Truncation  
Num. Integra-  
tion  
Support Exc.

Giacomo Boffi

Introduction

Constant  
Acceleration

Wilson's Theta  
Method

### Wilson's $\theta$ method

Wilson's idea is very simple: the results of the linear acceleration algorithm are *good enough* only in a fraction of the time step. Wilson demonstrated that his idea was correct, too...

The procedure is really simple,

- 1 solve the incremental equation of equilibrium using the linear acceleration algorithm, with an extended time step

$$\hat{h} = \theta h, \quad \theta \geq 1,$$

- 2 compute the extended acceleration increment  $\hat{\Delta}\ddot{\mathbf{x}}$  at  $\hat{t} = t_i + \hat{h}$ ,
- 3 scale the extended acceleration increment under the assumption of linear acceleration,  $\Delta\ddot{\mathbf{x}} = \frac{1}{\theta}\hat{\Delta}\ddot{\mathbf{x}}$ ,
- 4 compute the velocity and displacements increment using the reduced value of the increment of acceleration.

Truncation  
Num. Integra-  
tion  
Support Exc.

Giacomo Boffi

Introduction

Constant  
Acceleration

Wilson's Theta  
Method

## Wilson's $\theta$ method description

Using the same symbols used for constant acceleration.

First of all, for given initial conditions  $\mathbf{x}_0$  and  $\dot{\mathbf{x}}_0$ , initialise the procedure computing the constants (matrices) used in the following procedure and the initial acceleration,

$$\ddot{\mathbf{x}}_0 = \mathbf{M}^{-1}(\mathbf{p}_0 - \mathbf{C}\dot{\mathbf{x}}_0 - \mathbf{K}\mathbf{x}_0),$$

$$\mathbf{A} = 6\mathbf{M}/\hat{h} + 3\mathbf{C},$$

$$\mathbf{B} = 3\mathbf{M} + \hat{h}\mathbf{C}/2,$$

$$\mathbf{K}^+ = 3\mathbf{C}/\hat{h} + 6\mathbf{M}/\hat{h}^2.$$

Truncation  
Num. Integra-  
tion  
Support Exc.

Giacomo Boffi

Introduction

Constant  
Acceleration

Wilson's Theta  
Method

## Wilson's $\theta$ method description

Starting with  $i = 0$ ,

**1** update the tangent stiffness,  $\mathbf{K}_i = \mathbf{K}(\mathbf{x}_i, \dot{\mathbf{x}}_i)$  and the effective stiffness,

$$\hat{\mathbf{K}}_i = \mathbf{K}_i + \mathbf{K}^+, \text{ compute } \hat{\Delta}\mathbf{p}_i = \theta\Delta\mathbf{p}_i + \mathbf{A}\dot{\mathbf{x}}_i + \mathbf{B}\ddot{\mathbf{x}}_i,$$

with  $\Delta\mathbf{p}_i = \mathbf{p}(t_i + h) - \mathbf{p}(t_i)$

**2** solve  $\hat{\mathbf{K}}_i\hat{\Delta}\mathbf{x} = \hat{\Delta}\mathbf{p}_i$ , compute

$$\hat{\Delta}\ddot{\mathbf{x}} = 6\frac{\hat{\Delta}\mathbf{x}}{\hat{h}^2} - 6\frac{\dot{\mathbf{x}}_i}{\hat{h}} - 3\ddot{\mathbf{x}}_i \rightarrow \Delta\ddot{\mathbf{x}} = \frac{1}{\theta}\hat{\Delta}\ddot{\mathbf{x}}$$

**3** compute

$$\Delta\dot{\mathbf{x}} = (\dot{\mathbf{x}}_i + \frac{1}{2}\Delta\ddot{\mathbf{x}})h$$

$$\Delta\mathbf{x} = \dot{\mathbf{x}}_i h + (\frac{1}{2}\dot{\mathbf{x}}_i + \frac{1}{6}\Delta\ddot{\mathbf{x}})h^2$$

**4** update state,  $\mathbf{x}_{i+1} = \mathbf{x}_i + \Delta\mathbf{x}$ ,  $\dot{\mathbf{x}}_{i+1} = \dot{\mathbf{x}}_i + \Delta\dot{\mathbf{x}}$ ,  $i = i + 1$ , iterate restarting from 1.

Truncation  
Num. Integra-  
tion  
Support Exc.

Giacomo Boffi

Introduction

Constant  
Acceleration

Wilson's Theta  
Method

## A final remark

The Theta Method is unconditionally stable for  $\theta > 1.37$  and it achieves the maximum accuracy for  $\theta = 1.42$ .

Truncation  
Num. Integra-  
tion  
Support Exc.

Giacomo Boffi

Introduction

Constant  
Acceleration

Wilson's Theta  
Method

## Part III

# Multiple Support Excitation

**Introduction**

**The Equation of Motion**

**An Example**

**Response Analysis**

**Response Analysis Example**

Truncation  
Num. Integra-  
tion  
Support Exc.

Giacomo Boffi

Introduction

The Equation of  
Motion

An Example

Response  
Analysis

Response  
Analysis  
Example

## Section 8

# Introduction

**Introduction**

**The Equation of Motion**

**An Example**

**Response Analysis**

**Response Analysis Example**

Truncation  
Num. Integra-  
tion  
Support Exc.

Giacomo Boffi

Introduction

The Equation of  
Motion

An Example

Response  
Analysis

Response  
Analysis  
Example

## Definitions

Consider the case of a structure where the supports are subjected to *assigned* displacements histories,  $u_i = u_i(t)$ .

To solve this problem, we start with augmenting the degrees of freedom with the support displacements.

We denote the superstructure *DOF* with  $\mathbf{x}_T$ , the support *DOF* with  $\mathbf{x}_g$  and we have a global displacement vector  $\mathbf{x}$ ,

$$\mathbf{x} = \begin{Bmatrix} \mathbf{x}_T \\ \mathbf{x}_g \end{Bmatrix}.$$

Truncation  
Num. Integra-  
tion  
Support Exc.

Giacomo Boffi

Introduction

The Equation of  
Motion

An Example

Response  
Analysis

Response  
Analysis  
Example

## Section 9

### The Equation of Motion

Introduction

The Equation of Motion

An Example

Response Analysis

Response Analysis Example

Truncation  
Num. Integra-  
tion  
Support Exc.

Giacomo Boffi

Introduction

The Equation of  
Motion

An Example

Response  
Analysis

Response  
Analysis  
Example

### The Equation of Motion

Damping effects will be introduced at the end of our manipulations.  
The equation of motion is

$$\begin{bmatrix} \mathbf{M} & \mathbf{M}_g \\ \mathbf{M}_g^T & \mathbf{M}_{gg} \end{bmatrix} \begin{Bmatrix} \ddot{\mathbf{x}}_T \\ \ddot{\mathbf{x}}_g \end{Bmatrix} + \begin{bmatrix} \mathbf{K} & \mathbf{K}_g \\ \mathbf{K}_g^T & \mathbf{K}_{gg} \end{bmatrix} \begin{Bmatrix} \mathbf{x}_T \\ \mathbf{x}_g \end{Bmatrix} = \begin{Bmatrix} \mathbf{0} \\ \mathbf{p}_g \end{Bmatrix}$$

where  $\mathbf{M}$  and  $\mathbf{K}$  are the usual structural matrices, while  $\mathbf{M}_g$  and  $\mathbf{M}_{gg}$  are, in the common case of a lumped mass model, zero matrices.

Truncation  
Num. Integra-  
tion  
Support Exc.

Giacomo Boffi

Introduction

The Equation of  
Motion

An Example

Response  
Analysis

Response  
Analysis  
Example

### Static Components

We decompose the vector of displacements into two contributions, a static contribution and a dynamic contribution, attributing the *given* support displacements to the static contribution.

$$\begin{Bmatrix} \mathbf{x}_T \\ \mathbf{x}_g \end{Bmatrix} = \begin{Bmatrix} \mathbf{x}_s \\ \mathbf{x}_g \end{Bmatrix} + \begin{Bmatrix} \mathbf{x} \\ \mathbf{0} \end{Bmatrix}$$

where  $\mathbf{x}$  is the usual *relative displacements* vector.

Truncation  
Num. Integra-  
tion  
Support Exc.

Giacomo Boffi

Introduction

The Equation of  
Motion

An Example

Response  
Analysis

Response  
Analysis  
Example



## Determination of static components

Because the  $\mathbf{x}_g$  are given, we can write two matrixial equations that give us the static superstructure displacements and the forces we must apply to the supports,

$$\begin{aligned}\mathbf{K}\mathbf{x}_s + \mathbf{K}_g\mathbf{x}_g &= \mathbf{0} \\ \mathbf{K}_g^T\mathbf{x}_s + \mathbf{K}_{gg}\mathbf{x}_g &= \mathbf{p}_g\end{aligned}$$

From the first equation we have

$$\mathbf{x}_s = -\mathbf{K}^{-1}\mathbf{K}_g\mathbf{x}_g$$

and from the second we have

$$\mathbf{p}_g = (\mathbf{K}_{gg} - \mathbf{K}_g^T\mathbf{K}^{-1}\mathbf{K}_g)\mathbf{x}_g$$

*Make a note that the support forces are zero when the structure is isostatic or the structure is subjected to a rigid motion.*

Truncation  
Num. Integra-  
tion  
Support Exc.

Giacomo Boffi

Introduction

The Equation of  
Motion

An Example

Response  
Analysis

Response  
Analysis  
Example

## Going back to the EOM

We need the first row of the two matrix equation of equilibrium,

$$\begin{bmatrix} \mathbf{M} & \mathbf{M}_g \\ \mathbf{M}_g^T & \mathbf{M}_{gg} \end{bmatrix} \begin{Bmatrix} \ddot{\mathbf{x}}_T \\ \ddot{\mathbf{x}}_g \end{Bmatrix} + \begin{bmatrix} \mathbf{K} & \mathbf{K}_g \\ \mathbf{K}_g^T & \mathbf{K}_{gg} \end{bmatrix} \begin{Bmatrix} \mathbf{x}_T \\ \mathbf{x}_g \end{Bmatrix} = \begin{Bmatrix} \mathbf{0} \\ \mathbf{p}_g \end{Bmatrix}$$

substituting  $\mathbf{x}_T = \mathbf{x}_s + \mathbf{x}$  in the first row

$$\mathbf{M}\ddot{\mathbf{x}} + \mathbf{M}\ddot{\mathbf{x}}_s + \mathbf{M}_g\ddot{\mathbf{x}}_g + \mathbf{K}\mathbf{x} + \mathbf{K}\mathbf{x}_s + \mathbf{K}_g\mathbf{x}_g = \mathbf{0}$$

by the equation of static equilibrium,  $\mathbf{K}\mathbf{x}_s + \mathbf{K}_g\mathbf{x}_g = \mathbf{0}$  we can simplify

$$\mathbf{M}\ddot{\mathbf{x}} + \mathbf{M}\ddot{\mathbf{x}}_s + \mathbf{M}_g\ddot{\mathbf{x}}_g + \mathbf{K}\mathbf{x} = \mathbf{M}\ddot{\mathbf{x}} + (\mathbf{M}_g - \mathbf{M}\mathbf{K}^{-1}\mathbf{K}_g)\ddot{\mathbf{x}}_g + \mathbf{K}\mathbf{x} = \mathbf{0}.$$

Truncation  
Num. Integra-  
tion  
Support Exc.

Giacomo Boffi

Introduction

The Equation of  
Motion

An Example

Response  
Analysis

Response  
Analysis  
Example

## Influence matrix

The equation of motion is

$$\mathbf{M}\ddot{\mathbf{x}} + (\mathbf{M}_g - \mathbf{M}\mathbf{K}^{-1}\mathbf{K}_g)\ddot{\mathbf{x}}_g + \mathbf{K}\mathbf{x} = \mathbf{0}.$$

We define the *influence matrix*  $\mathbf{E}$  by

$$\mathbf{E} = -\mathbf{K}^{-1}\mathbf{K}_g,$$

and write, reintroducing the damping effects,

$$\mathbf{M}\ddot{\mathbf{x}} + \mathbf{C}\dot{\mathbf{x}} + \mathbf{K}\mathbf{x} = -(\mathbf{M}\mathbf{E} + \mathbf{M}_g)\ddot{\mathbf{x}}_g - (\mathbf{C}\mathbf{E} + \mathbf{C}_g)\dot{\mathbf{x}}_g$$

Truncation  
Num. Integra-  
tion  
Support Exc.

Giacomo Boffi

Introduction

The Equation of  
Motion

An Example

Response  
Analysis

Response  
Analysis  
Example

## Simplification of the EOM

For a lumped mass model,  $\mathbf{M}_g = \mathbf{0}$  and also the efficacy forces due to damping are really small with respect to the inertial ones, and with this understanding we write

$$\mathbf{M}\ddot{\mathbf{x}} + \mathbf{C}\dot{\mathbf{x}} + \mathbf{K}\mathbf{x} = -\mathbf{M}\mathbf{E}\ddot{\mathbf{x}}_g.$$

Truncation  
Num. Integra-  
tion  
Support Exc.

Giacomo Boffi

Introduction

The Equation of  
Motion

An Example

Response  
Analysis

Response  
Analysis  
Example

## Significance of E

$\mathbf{E}$  can be understood as a collection of vectors  $\mathbf{e}_i$ ,  $i = 1, \dots, N_g$  ( $N_g$  being the number of *DOF* associated with the support motion),

$$\mathbf{E} = \begin{bmatrix} \mathbf{e}_1 & \mathbf{e}_2 & \dots & \mathbf{e}_{N_g} \end{bmatrix}$$

where the individual  $\mathbf{e}_i$  collects the displacements in all the *DOF* of the superstructure due to imposing a unit displacement to the support *DOF* number  $i$ .

Truncation  
Num. Integra-  
tion  
Support Exc.

Giacomo Boffi

Introduction

The Equation of  
Motion

An Example

Response  
Analysis

Response  
Analysis  
Example

## Significance of E

This understanding means that the influence matrix can be computed column by column,

- in the general case by releasing one support *DOF*, applying a unit force to the released *DOF*, computing all the displacements and scaling the displacements so that the support displacement component is made equal to 1,
- or in the case of an isostatic component by examining the instantaneous motion of the 1 *DOF* rigid system that we obtain by releasing one constraint.

Truncation  
Num. Integra-  
tion  
Support Exc.

Giacomo Boffi

Introduction

The Equation of  
Motion

An Example

Response  
Analysis

Response  
Analysis  
Example

## Section 10

### An Example

Introduction

The Equation of Motion

**An Example**

Response Analysis

Response Analysis Example

Truncation  
Num. Integra-  
tion  
Support Exc.

Giacomo Boffi

Introduction

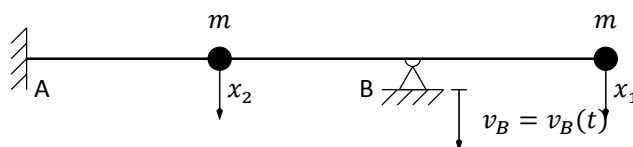
The Equation of  
Motion

**An Example**

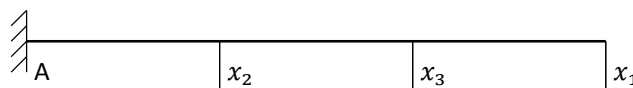
Response  
Analysis

Response  
Analysis  
Example

### A First Example



We want to determine the influence matrix  $\mathbf{E}$  for the structure in the figure above, subjected to an assigned motion in B.



First step, put in evidence another degree of freedom  $x_3$  corresponding to the assigned vertical motion of the support in B and compute, using e.g. the PVD, the flexibility matrix:

$$\mathbf{F} = \frac{L^3}{3EJ} \begin{bmatrix} 54.0000 & 8.0000 & 28.0000 \\ 8.0000 & 2.0000 & 5.0000 \\ 28.0000 & 5.0000 & 16.0000 \end{bmatrix}.$$

Truncation  
Num. Integra-  
tion  
Support Exc.

Giacomo Boffi

Introduction

The Equation of  
Motion

**An Example**

Response  
Analysis

Response  
Analysis  
Example

### Example, cont.

The stiffness matrix is found by inversion,

$$\mathbf{K} = \frac{3EJ}{13L^3} \begin{bmatrix} +7.0000 & +12.0000 & -16.0000 \\ +12.0000 & +80.0000 & -46.0000 \\ -16.0000 & -46.0000 & +44.0000 \end{bmatrix}.$$

We are interested in the partitions  $\mathbf{K}_{xx}$  and  $\mathbf{K}_{xg}$ :

$$\mathbf{K}_{xx} = \frac{3EJ}{13L^3} \begin{bmatrix} +7.0000 & +12.0000.0000 \\ +12.0000 & +80.0000.0000 \end{bmatrix}, \quad \mathbf{K}_{xg} = \frac{3EJ}{13L^3} \begin{bmatrix} -16 \\ -46 \end{bmatrix}.$$

The influence matrix is

$$\mathbf{E} = -\mathbf{K}_{xx}^{-1} \mathbf{K}_{xg} = \frac{1}{16} \begin{bmatrix} 28.0000 \\ 5.0000 \end{bmatrix},$$

please compare  $\mathbf{E}$  with the last column of the flexibility matrix,  $\mathbf{F}$ .

Truncation  
Num. Integra-  
tion  
Support Exc.

Giacomo Boffi

Introduction

The Equation of  
Motion

**An Example**

Response  
Analysis

Response  
Analysis  
Example

## Section 11

### Response Analysis

Introduction

The Equation of Motion

An Example

**Response Analysis**

Response Analysis Example

Truncation  
Num. Integra-  
tion  
Support Exc.

Giacomo Boffi

Introduction

The Equation of  
Motion

An Example

**Response  
Analysis**

Response  
Analysis  
Example

### Response Analysis

Consider the vector of support accelerations,

$$\ddot{\mathbf{x}}_g = \{\ddot{x}_{gl}, \quad l = 1, \dots, N_g\}$$

and the effective load vector

$$\mathbf{p}_{eff} = -\mathbf{M}\mathbf{E}\ddot{\mathbf{x}}_g = -\sum_{l=1}^{N_g} \mathbf{M}\mathbf{e}_l \ddot{x}_{gl}(t).$$

We can write the modal equation of motion for mode number  $n$

$$\ddot{q}_n + 2\zeta_n \omega_n \dot{q}_n + \omega_n^2 q_n = -\sum_{l=1}^{N_g} \Gamma_{nl} \ddot{x}_{gl}(t)$$

where

$$\Gamma_{nl} = \frac{\boldsymbol{\psi}_n^T \mathbf{M} \mathbf{e}_l}{M_n^*}$$

Truncation  
Num. Integra-  
tion  
Support Exc.

Giacomo Boffi

Introduction

The Equation of  
Motion

An Example

**Response  
Analysis**

Response  
Analysis  
Example

### Response Analysis, cont.

The solution  $q_n(t)$ , with the notation we used previously, is hence

$$q_n(t) = \sum_{l=1}^{N_g} \Gamma_{nl} D_{nl}(t),$$

$D_{nl}$  being the response function for  $\zeta_n$  and  $\omega_n$  due to the ground excitation  $\ddot{x}_{gl}$ .

Truncation  
Num. Integra-  
tion  
Support Exc.

Giacomo Boffi

Introduction

The Equation of  
Motion

An Example

**Response  
Analysis**

Response  
Analysis  
Example

## Response Analysis, cont.

The total displacements  $\mathbf{x}_T$  are given by two contributions,  $\mathbf{x}_T = \mathbf{x}_s + \mathbf{x}$ , the expression of the contributions are

$$\mathbf{x}_s = \mathbf{E}\mathbf{x}_g(t) = \sum_{l=1}^{N_g} \mathbf{e}_l x_{gl}(t),$$

$$\mathbf{x} = \sum_{n=1}^N \sum_{l=1}^{N_g} \boldsymbol{\psi}_n \Gamma_{nl} D_{nl}(t),$$

and finally we have

$$\mathbf{x}_T = \sum_{l=1}^{N_g} \mathbf{e}_l x_{gl}(t) + \sum_{n=1}^N \sum_{l=1}^{N_g} \boldsymbol{\psi}_n \Gamma_{nl} D_{nl}(t).$$

Truncation  
Num. Integra-  
tion  
Support Exc.

Giacomo Boffi

Introduction

The Equation of  
Motion

An Example

Response  
Analysis

Response  
Analysis  
Example

## Response in terms of Forces

For a computer program, the easiest way to compute the nodal forces is

- compute, element by element, the nodal displacements by  $\mathbf{x}_T$  and  $\mathbf{x}_g$ ,
- use the element stiffness matrix to compute nodal forces,
- assemble element nodal loads into global nodal loads.

That said, let's see the analytical development...

Truncation  
Num. Integra-  
tion  
Support Exc.

Giacomo Boffi

Introduction

The Equation of  
Motion

An Example

Response  
Analysis

Response  
Analysis  
Example

## Forces, cont.

The forces on superstructure nodes due to deformations are

$$\mathbf{f}_s = \sum_{n=1}^N \sum_{l=1}^{N_g} \Gamma_{nl} \mathbf{K} \boldsymbol{\psi}_n D_{nl}(t)$$

$$\mathbf{f}_s = \sum_{n=1}^N \sum_{l=1}^{N_g} (\Gamma_{nl} \mathbf{M} \boldsymbol{\psi}_n) (\omega_n^2 D_{nl}(t)) = \sum \sum r_{nl} A_{nl}(t)$$

the forces on support

$$\mathbf{f}_{gs} = \mathbf{K}_g^T \mathbf{x}_T + \mathbf{K}_{gg} \mathbf{x}_g = \mathbf{K}_g^T \mathbf{x} + \mathbf{p}_g$$

or, using  $\mathbf{x}_s = \mathbf{E}\mathbf{x}_g$

$$\mathbf{f}_{gs} = \left( \sum_{l=1}^{N_g} \mathbf{K}_g^T \mathbf{e}_l + \mathbf{K}_{gg,l} \right) \mathbf{x}_g + \sum_{n=1}^N \sum_{l=1}^{N_g} \Gamma_{nl} \mathbf{K}_g^T \boldsymbol{\psi}_n D_{nl}(t)$$

Truncation  
Num. Integra-  
tion  
Support Exc.

Giacomo Boffi

Introduction

The Equation of  
Motion

An Example

Response  
Analysis

Response  
Analysis  
Example

## Forces

The structure response components must be computed considering the structure loaded by all the nodal forces,

$$\mathbf{f} = \begin{Bmatrix} \mathbf{f}_s \\ \mathbf{f}_{gs} \end{Bmatrix}.$$

Truncation  
Num. Integra-  
tion  
Support Exc.

Giacomo Boffi

Introduction

The Equation of  
Motion

An Example

Response  
Analysis

Response  
Analysis  
Example

## Section 12

### Response Analysis Example

Introduction

The Equation of Motion

An Example

Response Analysis

Response Analysis Example

Truncation  
Num. Integra-  
tion  
Support Exc.

Giacomo Boffi

Introduction

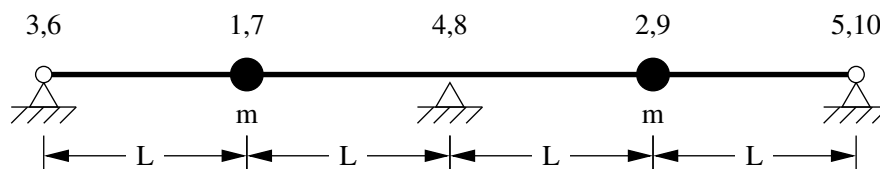
The Equation of  
Motion

An Example

Response  
Analysis

Response  
Analysis  
Example

## Example



The dynamic *DOF* are  $x_1$  and  $x_2$ , vertical displacements of the two equal masses,  $x_3, x_4, x_5$  are the imposed vertical displacements of the supports,  $x_6, \dots, x_{10}$  are the rotational degrees of freedom (removed by static condensation).

Truncation  
Num. Integra-  
tion  
Support Exc.

Giacomo Boffi

Introduction

The Equation of  
Motion

An Example

Response  
Analysis

Response  
Analysis  
Example

## Example

The stiffness matrix for the 10x10 model is

$$\mathbf{K}_{10 \times 10} = \frac{EJ}{L^3} \begin{bmatrix} 12 & -12 & 0 & 0 & 0 & 6L & 6L & 0 & 0 & 0 \\ -12 & 24 & -12 & 0 & 0 & -6L & 0 & 6L & 0 & 0 \\ 0 & -12 & 24 & -12 & 0 & 0 & -6L & 0 & 6L & 0 \\ 0 & 0 & -12 & 24 & -12 & 0 & 0 & -6L & 0 & 6L \\ 0 & 0 & 0 & -12 & 12 & 0 & 0 & 0 & -6L & -6L \\ 6L & -6L & 0 & 0 & 0 & 4L^2 & 2L^2 & 0 & 0 & 0 \\ 6L & 0 & -6L & 0 & 0 & 2L^2 & 8L^2 & 2L^2 & 0 & 0 \\ 0 & 6L & 0 & -6L & 0 & 2L^2 & 8L^2 & 2L^2 & 0 & 0 \\ 0 & 0 & 6L & 0 & -6L & 0 & 2L^2 & 8L^2 & 2L^2 & 0 \\ 0 & 0 & 0 & 6L & -6L & 0 & 0 & 2L^2 & 4L^2 & 4L^2 \end{bmatrix}$$

Truncation  
Num. Integra-  
tion  
Support Exc.

Giacomo Boffi

Introduction

The Equation of  
Motion

An Example

Response  
Analysis

Response  
Analysis  
Example

## Example, cont.

The first product of the static condensation procedure is the linear mapping between translational and rotational degrees of freedom, given by

$$\vec{\phi} = \frac{1}{56L} \begin{bmatrix} 71 & -90 & 24 & -6 & 1 \\ 26 & 12 & -48 & 12 & -2 \\ -7 & 42 & 0 & -42 & 7 \\ 2 & -12 & 48 & -12 & -26 \\ -1 & 6 & -24 & 90 & -71 \end{bmatrix} \vec{x}.$$

Truncation  
Num. Integra-  
tion  
Support Exc.

Giacomo Boffi

Introduction

The Equation of  
Motion

An Example

Response  
Analysis

Response  
Analysis  
Example

## Example, cont.

Following static condensation and reordering rows and columns, the partitioned stiffness matrices are

$$\mathbf{K} = \frac{EJ}{28L^3} \begin{bmatrix} 276 & 108 \\ 108 & 276 \end{bmatrix},$$
$$\mathbf{K}_g = \frac{EJ}{28L^3} \begin{bmatrix} -102 & -264 & -18 \\ -18 & -264 & -102 \end{bmatrix},$$
$$\mathbf{K}_{gg} = \frac{EJ}{28L^3} \begin{bmatrix} 45 & 72 & 3 \\ 72 & 384 & 72 \\ 3 & 72 & 45 \end{bmatrix}.$$

The influence matrix is

$$\mathbf{E} = \mathbf{K}^{-1} \mathbf{K}_g = \frac{1}{32} \begin{bmatrix} 13 & 22 & -3 \\ -3 & 22 & 13 \end{bmatrix}.$$

Truncation  
Num. Integra-  
tion  
Support Exc.

Giacomo Boffi

Introduction

The Equation of  
Motion

An Example

Response  
Analysis

Response  
Analysis  
Example

## Example, cont.

The eigenvector matrix is

$$\Psi = \begin{bmatrix} -1 & 1 \\ 1 & 1 \end{bmatrix}$$

the matrix of modal masses is

$$\mathbf{M}^* = \Psi^T \mathbf{M} \Psi = m \begin{bmatrix} 2 & 0 \\ 0 & 2 \end{bmatrix}$$

the matrix of the non normalized modal participation coefficients is

$$\mathbf{L} = \Psi^T \mathbf{M} \mathbf{E} = m \begin{bmatrix} -\frac{1}{5} & 0 & \frac{1}{2} \\ \frac{5}{16} & \frac{11}{8} & \frac{5}{16} \end{bmatrix}$$

and, finally, the matrix of modal participation factors,

$$\Gamma = (\mathbf{M}^*)^{-1} \mathbf{L} = \begin{bmatrix} -\frac{1}{4} & 0 & \frac{1}{4} \\ \frac{5}{32} & \frac{11}{16} & \frac{5}{32} \end{bmatrix}$$

Truncation  
Num. Integra-  
tion  
Support Exc.

Giacomo Boffi

Introduction

The Equation of  
Motion

An Example

Response  
Analysis

Response  
Analysis  
Example

## Example, cont.

Denoting with  $D_{ij} = D_{ij}(t)$  the response function for mode  $i$  due to ground excitation  $\ddot{x}_{gj}$ , the response can be written

$$\begin{aligned} \mathbf{x} &= \begin{pmatrix} \psi_{11} \left( -\frac{1}{4} D_{11} + \frac{1}{4} D_{13} \right) + \psi_{12} \left( \frac{5}{32} D_{21} + \frac{5}{32} D_{23} + \frac{11}{16} D_{22} \right) \\ \psi_{21} \left( -\frac{1}{4} D_{11} + \frac{1}{4} D_{13} \right) + \psi_{22} \left( \frac{5}{32} D_{21} + \frac{5}{32} D_{23} + \frac{11}{16} D_{22} \right) \end{pmatrix} \\ &= \begin{pmatrix} -\frac{1}{4} D_{13} + \frac{1}{4} D_{11} + \frac{5}{32} D_{21} + \frac{5}{32} D_{23} + \frac{11}{16} D_{22} \\ -\frac{1}{4} D_{11} + \frac{1}{4} D_{13} + \frac{5}{32} D_{21} + \frac{5}{32} D_{23} + \frac{11}{16} D_{22} \end{pmatrix}. \end{aligned}$$

Truncation  
Num. Integra-  
tion  
Support Exc.

Giacomo Boffi

Introduction

The Equation of  
Motion

An Example

Response  
Analysis

Response  
Analysis  
Example